

План урока английского языка.

Тема урока: «Living in the desert»

5 «а» класс (5-й год обучения)

УМК - Way Ahead - 4

тип урока: Закрепление знаний и способов деятельности учащихся.

Цель урока: Актуализация грамматического материала по теме (использование придаточных предложений времени и условия)

Задачи урока:

1.Образовательные:

- Актуализация умений использования придаточных предложений времени и условия;
- Совершенствование речевой активности, развитие практических речевых умений
- Развитие умений в диалогической и монологической речи.

2.Развивающие:

- развитие логического и ассоциативного мышления,
- умения систематизировать и обобщать полученные знания.

3. Воспитательные:

- воспитание познавательной активности учащихся.
- воспитание культуры учащихся средствами иностранного языка.

Оборудование: компьютер, презентация, раздаточный материал (карточки с заданием), тематические картинки, Р.В. р54,ex.1-3, W.B. р.58 ex.1-3

Ход урока:

1. Организационный момент и речевая разминка

Введение в тему урока:

- Good morning, everybody! (*Good morning, teacher!*)
 - I'm glad to see you. (*We're glad to see you, too.*)
 - Are you all well today? (*We are fine, thank you. How are you?*)
 - Fine, thanks. How's the weather today? (*It's cold.*)
 - Is it going to rain? (*Yes, it is.*)
- What will you do if it doesn't rain? (*If it doesn't rain, I will go for a walk after school.*)

Ученики рассказывают свои планы, используя условные предложения.

Целевая установка:

Can anyone tell me what we learnt last lesson? (*We learnt how to talk about a real or very probable situation in the present or future.*) That's true.

Today we are going to learn how to talk about a real or very probable situation in the present or future.

Did you cope with your home task? Was it difficult? Let's check your sentences.

При проверке предложений учитель обращает особое внимание на наличие окончаний -s (-es) у глаголов в третьем лице ед. числа, также вспомогательных глаголов don't/doesn't в отрицательных предложениях.

2.Речевая разминка – активизация лексики по теме.

2.1 Активизация лексических навыков говорения.

Last lesson we spoke about deserts. *How many deserts do you know? Who can name them?*

Now look at the screen and try to make up sentences using infinitive of purpose.

SAN PEOPLE LIVE IN.....

- ✕ San people
- ✕ Branch
- ✕ To chew
- ✕ To rub
- ✕ Stick
- ✕ Root

Ученики выполняют задание устно.

2.2 Тренировка в употреблении условных предложений.

Учитель раздает карточки со следующим заданием. Задание представлено также на экране.

MATCH THE TWO PARTS OF THE SENTENCES.

- | | |
|--|--|
| 1. Mother will buy me a puppy | a) he'll certainly buy dairy products. |
| 2. Nick will go to the cinema | b) we shall visit our Granny. |
| 3. If we are free on Sunday, | c) when he finishes his lessons. |
| 4. She will grow poppies in the garden | d) when she has money. |
| 5. If he goes shopping, | e) when the weather is fine. |
| 6. Kate will go to the doctor | f) if she doesn't recover. |
| 7. Paul will go skiing | g) if she plants them. |

3.Введение и фонетическая обработка новой лексики

All right then. I want you to look at the screen and try to translate new words.

NEW WORDS

- ✕Jeep
- ✕Oasis



4.Закрепление лексико-грамматических навыков в устной речи.

It's time to open you P .b p.54 Ex.1-3

1 Read and match.

A

1 If you take a flask, you will have water.

C

B

2 If you do not wear a hat, you will get too hot.

D

3 If you have a camel, you will not need a jeep.

4 If you reach an oasis, you will find food and water.

2 Ask and answer.

Why do you need these in the desert?

If you take a flask, you will have water.

3 Look and say.

Where can I find a sand dune?

Go to the Arabian Desert to find a sand dune.

oasis

Arabian Desert

Australian Desert

Turkestan Desert

Sahara Desert



Kalahari Desert

5. Развитие грамматических навыков в письменной речи

Now I want you to open your work books at p.58 Ex.1-3





1 Match and write.

Do your homework! You must wear your raincoat! Drink your milk!
Hurry up! You must take your flask! Eat your vegetables!










1 If he hurries _____ he won't be late.
2 _____ he won't be thirsty.
3 _____ he will be healthy.
4 _____ he won't get wet.
5 _____ he will pass the exam.
6 _____ his teeth will be strong.

2 Complete these sentences.

1  If _____, you will get wet.
2  If _____, you will feel hot.
3  If _____, you will feel cold.
4  If _____, your hat will blow off.

3 Look and finish the sentences.

 ✓✓  X  X  ✓  ✓  X

1 If you brush your teeth twice a day, you _____
2 _____, you will get hot.
3 _____ to the desert, _____

6. Развитие навыков монологической речи

6.1. And now I want you to have a practice in doing some ex. Look at the screen.
Make the sentences using if.

LOOK AT WHAT YOU HOPE WILL HAPPEN IN THE FUTURE. MAKE THE SENTENCES USING *IF*.

- × *IF* I don't go out so much,
- × ... do more work
- × ... pass my exams
- × ... go to university
- × ... study medicine
- × ... become a doctor

Ученики по таблице составляют предложения по очереди, например:

P1: If I don't go out so much, I'll do more work.

P2\ If I do more work, I'll pass my exams.

P3: If...

Ученики могут составить предложения в третьем лице, например:

Look at what Mark hope will happen in the future.

MARK

- × *IF* I stop smoking,
- × have more money
- × .. save some every weak
- × .. rich when I'm thirty
- × .. have my own business
- × .. make a lot of money

P1: If Mark stops smoking, he will have more money.

P2: If Mark has more money, he will save some money every week.

P3: If...

6. Тренировка грамматического навыка.

Open the brackets and put the verbs into the correct form.

Transform the sentences.

Задание выполняют на карточках. Проверяется устно на

CHOOSE THE RIGHT FORM OF THE VERB

- If it **is** / **be sunny** tomorrow **I go** / **will go** to the beach.
- I think if I **go** / **will go** to Spain **I will see** / **see** Madrid.
- If there **is** / **will be** storm on Sunday my parents **don't go** / **won't go** to the country.
- If it **is** / **will be** frosty my father **doesn't drive** / **won't drive** the car.
- If there **is** / **will be** rain on Sunday my father **doesn't go** / **won't go** fishing.
- If the weather **is** / **will be** fine we **go** / **will go** on a picnic.

экране.

TRANSFORM THE SENTENCES

- ✗ There will be sunshine tomorrow. We will go swimming because it is very useful.
- ✗ The weather will be fine tomorrow. We will play sports because it helps to keep fit.
- ✗ It will be warm and sunny tomorrow. I will cycle in the street because cycling makes my feet strong.
- ✗ It will freeze tomorrow. I will not go skiing because I can catch a cold.

7.Подведение итогов, рефлексия.

Your work was excellent.

8.Домашнее задание

At home you will do the ex. in your copy books.

- Open the brackets and put the verbs into the correct form. На листочках написаны предложения:

1) If it (snow), if it (snow),

2) What you (do)? What you (do)?

3) I (go) skiing if it (snow),

4) That's what I will do.

5) If it (rain), if it (rain),

6) What you (do)? What you (do)?

7) I (stay) at home if it (rain),

8) That's what I will do.

Our lesson is over, good-bye.