



Usborne Phonics Readers

Mouse moves house



Usborne Phonics Readers have been created in consultation with a language expert, taking into account the latest research on the most effective ways of teaching reading. Children who have just learned to read can enjoy the lively stories with very little guidance from an adult, gaining the experience and enthusiasm they need to become fully confident readers.

Stephen Cartwright's delightful illustrations complement the text and are designed to stimulate further interest. Fold-out pages add to the enjoyment.

£4.99

www.usborne.com

JFMAM JASOND/10 01349/1
Printed in Dongguan, Guangdong China

ISBN 978074607725-2



9 780746 077252 >



Usborne Phonics Readers

Mouse moves house



Supports
synthetic
phonics
learning

Phil Roxbee Cox & Stephen Cartwright

What is synthetic phonics?

Phonics-based reading involves learning to recognize the distinct sounds, or phonemes, that go together to make up words. There are just over 40 phonemes in the English language. Some phonemes correspond to a single letter, like the c-a-t sounds in the word "cat", and others to combinations of letters, such as the sh-ar-k sounds in the word "shark".

Synthetic phonics is the process of reading by *sounding* the individual phonemes in a word, and then synthesizing – running them together – or *blending* them to read the whole word. Children who learn to read using synthetic phonics start by learning the individual phonemes, then soon learn to sound and blend in order to read whole words. This gives them the confidence to read unfamiliar words and tackle new texts, an important step towards independent reading.

Words can be divided into two basic groups: regular phonic words, such as "cat", which can be read by sounding and blending, and words which are wholly or partly irregular. Most words in English are regular, but some very common words, such as "the" and "was", are irregular and have to be learned. When your child meets an unfamiliar word, encourage him or her to read it regularly; children may recognize the irregularity and correct themselves, or you can guide them if necessary.

Read this story with your child, encouraging him or her to sound out the words as you go. Soon, most children will start to sound out the words for themselves. This is an excellent way of helping to develop a fundamental reading skill.

Dr. Marlynne Grant

Usborne Phonics Readers Mouse moves house

Phil Roxbee Cox

Illustrated by Stephen Cartwright



Edited by Jenny Tyler

Language consultant: Marlynne Grant
BSc, CertEd, MEdPsych, PhD, AFBPs, CPsychol



There is a little yellow duck to find on every page.

First published in 2006 by Usborne Publishing Ltd., Usborne House, 85-85 Saffron Hill, London EC1N 8RT, England. www.usborne.com
Copyright © 2006, 2002 Usborne Publishing Ltd.

All rights reserved. No part of this publication may be reproduced, stored in a retrieval system or transmitted in any form or by any means, electronic, mechanical, photocopying, recording or otherwise without the prior permission of the publisher. The name Usborne and the devices   are Trade Marks of Usborne Publishing Ltd.
Printed in China. UK: First published in America in 2006.

Mack the mouse is
moving house.




Mack packs his backpack.

Now Mack packs his plates.




Here is Mack's friend Jack.



Together, Mack and
Jack pack and pack.



Jack packs Mack's
nick-nacks in a
black sack.





CRACK! Look out, Jack!

It's time to pack
the pictures.



and they stack...



Mack and
Jack pack...





Mack and
Jack pack...

...then they stop for a
cheesy snack.




Now Mack is all packed.




"That's that!" says Jack.




Jack helps Mack
put his backpack
on his back.




Mack opens his
door and walks
out onto
the floor.





"Run!"
shouts Jack.
"It's a cat."

But Mack stays out.



He chats with the cat.

"Come here, Jack. Meet my friend Fat Cat."



Mack the mouse
is moving house
on Fat Cat's back!

