

Задания 44 . Монолог

1. Study the two photographs. In 1.5 minutes be ready to compare and contrast the photographs:

- give a brief description of the photos (action, location)
- say what the pictures have in common
- say in what way the pictures are different
- say which of the concerts presented in the pictures you'd prefer
- explain why

You will speak for not more than 2 minutes (12–15 sentences). You have to talk continuously.

1.



2.



Пояснение.

In the first picture we can see a band playing. Perhaps, they are playing jazz music, which is well seen by the instrument they are using. In the second one we can see a kid playing the piano. He might be having a musical exam in a school, he is very focused. I can say that these two pictures are having much in common. They both are showing us a musical event. Both of them are related to music.

But there is a difference as well. In the picture on the left we see the audience, on the right – only the musician. The first one shows us some professional musicians, and a boy is a musical school's student, I suppose. Also, the left one tells us about some musical festival (this information is given on the billboard at the top of the picture), meanwhile the right one tells about a musical exam, as I supposed earlier.

As for me, I'd prefer the concert presented in the picture number one, because I used to be a student in the musical school and I remember how hard it was to play alone on a big scene. Each exam and each concert was a big stress for me (for my teachers and my parents as well). I think that playing in a band is a bit more relaxing, because you feel other musicians near you.

Высказывание должно быть логично; содержать вступительную и заключительную фразы, соответствующие теме. Средства логической связи должны быть использованы верно. Необходимо избегать необоснованных пауз в речи, верно расставлять ударения, правильно использовать интонацию, не нарушать нормы произношения слов.

2. Study the two photographs. In 1.5 minutes be ready to compare and contrast the photographs:

- give a brief description of the photos (action, location)
- say what the pictures have in common
- say in what way the pictures are different
- say which game presented in the pictures you'd prefer to play
- explain why

You will speak for not more than 2 minutes (12–15 sentences). You have to talk continuously.

1.



2.

**Пояснение.**

In the photo number one we can see two kids playing table football. This game is also known as kicker. They look very concentrated and a bit excited. In the second picture we see a group of young people playing football. It is also seen that the weather is snowy, perhaps the picture was taken in winter.

Both of the photographs are telling us about different kinds of football. We can say that both of them are related to sport. But there is a difference as well. Firstly, kids are playing indoors and a football game on the right is obviously an outdoor activity. Secondly, kids are playing in one team, because they are standing on one side of the table. The football players are in different teams, because they have a uniform of different colors.

As for me, I'd prefer playing kicker, because I like this game a lot. I think it's very exciting and I recommend everyone to play it. And I should say that I'm not a big fan of soccer, moreover it's hard to run over 90 minutes (especially when it's cold outside).

Высказывание должно быть логично; содержать вступительную и заключительную фразы, соответствующие теме. Средства логической связи должны быть использованы верно. Необходимо избегать необоснованных пауз в речи, верно расставлять ударения, правильно использовать интонацию, не нарушать нормы произношения слов.

3. Study the two photographs. In 1.5 minutes be ready to compare and contrast the photographs:

- give a brief description of the photos (action, location)
- say what the pictures have in common
- say in what way the pictures are different
- say in which audience presented in the pictures you would like to be
- explain why

You will speak for not more than 2 minutes (12–15 sentences). You have to talk continuously.

1.



2.



Пояснение.

In the photo number one we can see a group of people. Two of them are shaking hands. Perhaps they have just stroked a bargain. They are dressed in suits and look very successful. In the second picture we see a classroom and a group of kids having a lesson. One of the kids (a girl who is wearing a pink shirt) is standing in front of her classmates. She might be having a report or telling a poem by heart.


The two photographs have much difference than they have in common. Both of the shots were made indoor, in a room to be precise. In both of them there are some people. But there is a huge difference: firstly, on the left we see adults meanwhile on the right there are kids. Secondly, on the left it is an official event happening, while kids are just having an ordinary lesson. Thirdly, characters in the first photograph are posing, and the girl like the rest of the kids doesn't even look to the camera. As for me, I'd prefer being in the classroom, because like all of the adults I'd like to be little again.

Высказывание должно быть логично; содержать вступительную и заключительную фразы, соответствующие теме. Средства логической связи должны быть использованы верно. Необходимо избегать необоснованных пауз в речи, верно расставлять ударения, правильно использовать интонацию, не нарушать нормы произношения слов.

4. Study the two photographs. In 1.5 minutes be ready to compare and contrast the photographs:

- give a brief description of the photos (action, location)
- say what the pictures have in common
- say in what way the pictures are different
- say which kind of activities presented in the photos you'd like to do
- explain why

You will speak for not more than 2 minutes (12–15 sentences). You have to talk continuously.

**Пояснение.**

In the photo number one we can see a man in the office. He is looking on the screen and holding his hands like he is taping something. He might be working. In the second picture we see two kids, playing video game. They are holding the controllers in their hands and there should be a TV standing in front of them, but it isn't seen in the photo. They look very focused and excited. Perhaps, they are playing against each other in some fighting game.

Both of the pictures are related to technologies and computers. Both of the shots were made indoor, in a room. In both of them there are some people. But there is a difference too: firstly, on the left we see an adult meanwhile on the right there are kids. Secondly, on the left the character is working, while kids are definitely playing.

As for me, I'd prefer being in front of a TV, playing videogame with some friend of mine. Because I'm just fond of video games. It is my main hobby since early childhood and when I have free time, I like to spend it on a sofa with a controller in my hands.

Высказывание должно быть логично; содержать вступительную и заключительную фразы, соответствующие теме. Средства логической связи должны быть использованы верно. Необходимо избегать необоснованных пауз в речи, верно расставлять ударения, правильно использовать интонацию, не нарушать нормы произношения слов.

5. Study the two photographs. In 1.5 minutes be ready to compare and contrast the photographs:

- give a brief description of the photos (action, location)
- say what the pictures have in common
- say in what way the pictures are different
- say which car, presented on the photos you'd like to ride
- explain why

You will speak for not more than 2 minutes (12–15 sentences). You have to talk continuously.

1.



2.

**Пояснение.**

In the photo number one we can see two kids driving a small car. They look very happy, it seems like they are having fun. Maybe this toy car was given them like a birthday present. In the second picture we see two guys, driving a real car. They both are posing to the camera leaning outside of the car through the windows. They are showing some signs by their hands, trying to look cool.

Both of the pictures are related to cars and driving. Both of the shots were made outdoor, during the summer season. On both of them there are some people. But there is a difference too: firstly, on the left we see kids meanwhile on the right there are adults. Secondly, on the left the characters are driving a toy car, while on the right the car is real.

As for me, I'd prefer being in a car which is in the second photograph, because I'm too old for riding a toy one. During a long time I wanted to go to the driving school to get there a driving license to be able to drive. Moreover I like machines and car trips have always been a very attractive way to spend vacations for me.

Высказывание должно быть логично; содержать вступительную и заключительную фразы, соответствующие теме. Средства логической связи должны быть использованы верно. Необходимо избегать необоснованных пауз в речи, верно расставлять ударения, правильно использовать интонацию, не нарушать нормы произношения слов.

6. Study the two photographs. In 1.5 minutes be ready to compare and contrast the photographs:

- give a brief description of the photos (action, location)
- say what the pictures have in common
- say in what way the pictures are different
- say in which group of students you'd like to be
- explain why

You will speak for not more than 2 minutes (12–15 sentences). You have to talk continuously.

1.



2.



Пояснение.

In the photo number one we can see four university students. All of them are wearing square academic caps. It seems like they have just graduated. In the second picture we see a group of children. I suppose they are school students studying approximately in the 7th grade. Some of them are holding their student books, some have the backpacks on their backs.

Both of the pictures are related to education. On both of them there are some people. Mostly, everybody in the photos are posing and smiling. But there is a difference too: firstly, on the left we see young people meanwhile on the right there are kids. Secondly, on the left the characters have already finished their education programs, while on the right students are still studying. After all, I can say that the second picture looks like it was taken from some school commercial.


As for me, I'd prefer being a university student, because my parents always say that university years were the happiest years of their lives. And finally, I can't even imagine what a feeling it is – when you are graduated and have no exams to pass and no lectures to learn. It should be great.

Высказывание должно быть логично; содержать вступительную и заключительную фразы, соответствующие теме. Средства логической связи должны быть использованы верно. Необходимо избегать необоснованных пауз в речи, верно расставлять ударения, правильно использовать интонацию, не нарушать нормы произношения слов.

7. Study the two photographs. In 1.5 minutes be ready to compare and contrast the photographs:

- give a brief description of the photos (action, location)
- say what the pictures have in common
- say in what way the pictures are different
- say what kind of reading presented in the photos you'd prefer
- explain why

You will speak for not more than 2 minutes (12–15 sentences). You have to talk continuously.

**Пояснение.**

In the photo number one we can see a young woman, reading a magazine. She is wearing a pink t-shirt, so she is dressed like it is summer time. She is sitting in a train, travelling somewhere, probably, far. In the second picture we see a guy reading a book aloud. He is holding a book in his right hand and looking to the audience. He probably knows some parts of the book by heart. There is a microphone standing in front of him and there is a screen showing a video or a picture of a train.

Both of the pictures are related with reading. On both of them there are some people who read and also some parts of the train, from the inside and outside. Both of the characters are wearing t-shirts. The difference that I notice between those two photographs is: firstly, on the left we see a person sitting in a real train, while on the right the train is shown on a screen. Secondly, a man on the right is reading a book aloud and for the public, while a girl is reading her magazine for herself.

As for me, I'd prefer being that girl, because I like to travel by train and reading. And I have never been reading in front of the audience and I think that I'm too shy for doing that.

Высказывание должно быть логично; содержать вступительную и заключительную фразы, соответствующие теме. Средства логической связи должны быть использованы верно. Необходимо избегать необоснованных пауз в речи, верно расставлять ударения, правильно использовать интонацию, не нарушать нормы произношения слов.

8. Study the two photographs. In 1.5 minutes be ready to compare and contrast the photographs:

- give a brief description of the photos (action, location)
- say what the pictures have in common
- say in what way the pictures are different
- say what kind of work presented in the photos you prefer
- explain why

You will speak for not more than 2 minutes (12–15 sentences). You have to talk continuously.

1.



2.

**Пояснение.**

In the photo number one we can see the people in the office. It seems like they are colleagues. All of them are smiling, they might have had a big work done. In the picture number two we see a man, who is wearing a suit. He looks extremely tired. He laid his head down on his laptop.

Both of the pictures are related with work. In both of them there are some people who have probably finished a big work. But there is a huge difference too. Firstly, in the emotional way. People in the first picture look very happy and successful, while a man on the right looks very depressed.

As for me, I'd prefer working in a collective which is shown in a photograph number one, because they look very friendly and I suppose they do appreciate each other. As for me it is very important to work in a good collective. I've never wanted to work as a freelancer, alone, because I need other people around me, who can notice what a good worker I am.

Высказывание должно быть логично; содержать вступительную и заключительную фразы, соответствующие теме. Средства логической связи должны быть использованы верно. Необходимо избегать необоснованных пауз в речи, верно расставлять ударения, правильно использовать интонацию, не нарушать нормы произношения слов.

9. Study the two photographs. In 1.5 minutes be ready to compare and contrast the photographs:

- give a brief description of the photos (action, location)
- say what the pictures have in common
- say in what way the pictures are different
- say what kind of help presented in the photos you prefer
- explain why

You will speak for not more than 2 minutes (12–15 sentences). You have to talk continuously.

1.



2.



Пояснение.

In the photo number one we can see a group of young people. All of them are wearing white t-shirts with a word «volunteer». One of them is posing on a camera. In the picture number two we see a man, who helps an old lady to cross the street. It looks like he cares a lot about her, maybe she is his mother.

Both of the pictures are related to different kinds of help. In both of them there are some people. Both of the shots were taken in a summer period. The difference which strikes into my eyes is that firstly, in the second photo people were caught in action, while on the left, one of them is posing like people do on the commercial photos. The picture number one tells us about some organization that needs volunteers to do some work. I suppose, it is related to helping other people. In the picture number two a man isn't a part of volunteer's group, but it seems like he is very nice because he helps this old lady.

As for me, I'd prefer the kind of help presented in a second photograph, because I think that people should care about each other, no matter if they know each other or not. And no matter if they are volunteers or just good people.

Высказывание должно быть логично; содержать вступительную и заключительную фразы, соответствующие теме. Средства логической связи должны быть использованы верно. Необходимо избегать необоснованных пауз в речи, верно расставлять ударения, правильно использовать интонацию, не нарушать нормы произношения слов.

10. Study the two photographs. In 1.5 minutes be ready to compare and contrast the photographs:

- give a brief description of the photos (action, location)
- say what the pictures have in common
- say in what way the pictures are different
- say what extreme sport presented in the pictures you'd prefer
- explain why

You will speak for not more than 2 minutes (12–15 sentences). You have to talk continuously.

**Пояснение.**

In the photo number one we can see a group of people skydiving. They are very far from the earth, the height is extremely high. They are well equipped and they are holding hands making a square and flying all together. In the picture number two we see a man, climbing a huge ice mountain. Ice is everywhere and it seems like it is very cold in there. This man is well equipped as well.

Both of the pictures are related with extreme sport activities. In both of them there are some people. Both of the shots were taken on a big height. The difference which strikes into my eyes is that in the second photo a man is doing his journey alone, while people on the left are making a group flight.

As for me, I'd prefer ... none of this time spending. The thing is that I'm afraid of height, and that is why none of these extreme sports are attractive for me. I prefer less extreme kinds of sport. Volleyball or swimming, for example.

Высказывание должно быть логично; содержать вступительную и заключительную фразы, соответствующие теме. Средства логической связи должны быть использованы верно. Необходимо избегать необоснованных пауз в речи, верно расставлять ударения, правильно использовать интонацию, не нарушать нормы произношения слов.

11. Study the two photographs. In 1.5 minutes be ready to compare and contrast the photographs:

- give a brief description of the photos (action, location)
- say what the pictures have in common
- say in what way the pictures are different
- say which photographer presented in the photos you prefer
- explain why

You will speak for not more than 2 minutes (12–15 sentences). You have to talk continuously.

1.



2.

**Пояснение.**

In the photo number one we can see a young woman. She is holding her photo camera and taking a picture of a city view. In the background of this photo there is a famous Big ben tower, so the girl is definitely visiting London as a tourist. In the picture number two we see a man, who is taking a picture as well. His body is covered by different types of professional photo cameras, big ones. But he is taking a picture with a small camera. This picture looks like it is a commercial photo of some new model of photo camera, which includes all the advantages of the professional cameras.

Both of the pictures are related with photographing and cameras. In both of them there are some people. The difference which strikes into my eyes is that in the second photo man might be working as a professional photographer, while a girl on the left is just a tourist. She is just taking a photo of a showplace.

As for me, I'd prefer being a tourist - photographer. I think that in the contemporary world of high technologies it's not that hard taking very good photos without knowing the rules of photographing and all the settings of the cameras. I believe that a shot of a good quality and attractive picture in it could be taken by anyone no matter if he is a professional or not.

Высказывание должно быть логично; содержать вступительную и заключительную фразы, соответствующие теме. Средства логической связи должны быть использованы верно. Необходимо избегать необоснованных пауз в речи, верно расставлять ударения, правильно использовать интонацию, не нарушать нормы произношения слов.

12. Study the two photographs. In 1.5 minutes be ready to compare and contrast the photographs:

- give a brief description of the photos (action, location)
- say what the pictures have in common
- say in what way the pictures are different
- say what kind of sleep presented in the photos you'd prefer
- explain why

You will speak for not more than 2 minutes (12–15 sentences). You have to talk continuously.

1.



2.



Пояснение.

In the photo number one we can see a group of young people. All of them are sitting in a class, they might be university students or high school students. One of them, a guy, is laying on the table and sleeping during the lecture. In the picture number two we see a young man, who is sleeping as well. He is probably at home, sleeping on the couch. It looks like his sleep is very deep, the couch should be cozy.

Both of the pictures are related with sleeping. In both of them there are some people who are sleeping. The difference is that in the first photo a guy is sleeping on the table, in the public place (a classroom). In the second one other guy is sleeping on the sofa, at home.

As for me, I'd prefer sleeping at home. Firstly, because it's rather comfortable than sleeping in the classroom. Secondly because teacher can start to yell at you, if you sleep during his lectures. And thirdly, because it's hard to pass your exam successfully if you miss your classes sleeping.

Высказывание должно быть логично; содержать вступительную и заключительную фразы, соответствующие теме. Средства логической связи должны быть использованы верно. Необходимо избегать необоснованных пауз в речи, верно расставлять ударения, правильно использовать интонацию, не нарушать нормы произношения слов.

13. Study the two photographs. In 1.5 minutes be ready to compare and contrast the photographs:

- give a brief description of the photos (action, location)
- say what the pictures have in common
- say in what way the pictures are different
- say what kind of running presented in the photos you'd prefer
- explain why

You will speak for not more than 2 minutes (12–15 sentences). You have to talk continuously.

1.



2.

**Пояснение.**

In the photo number one we can see a group of people running. Each of them is dressed as a professional sportsman. They might be taking part in some competition. A marathon race, I suppose. In the picture number two we see a group of children, running through the field. By the photo it is well seen that the weather is warm, the sun is shining, so it must be summer time.

Both of the pictures are related to running and doing sport activities. In both of them there are some people who are running. But the reason why they run is different. People on the left are running because they want to win the race. Kids are running just for fun, I guess.

As for me, I always wanted to take part in a marathon's race. I know that it's very hard to run hours and hours, but I think that it trains your endurance a lot. And I truly believe, that even if you are not winning the competition, reaching the finish line is a victory too. There is a good proverb about it: it's not winning that matters but taking part.

Высказывание должно быть логично; содержать вступительную и заключительную фразы, соответствующие теме. Средства логической связи должны быть использованы верно. Необходимо избегать необоснованных пауз в речи, верно расставлять ударения, правильно использовать интонацию, не нарушать нормы произношения слов.

14. Study the two photographs. In 1.5 minutes be ready to compare and contrast the photographs:

- give a brief description of the photos (action, location)
- say what the pictures have in common
- say in what way the pictures are different
- say in which scene presented in the photos you'd like to take part
- explain why

You will speak for not more than 2 minutes (12–15 sentences). You have to talk continuously.

1.



2.

**Пояснение.**

In the photo number one we can see a group of people. By the presence of some special equipment. I can say that they are shooting the interview with some famous people. In the picture number two we see two women. One of them is a makeup artist. She's doing a make-up for another woman – a model. The model has a strange wig. She looks like she's an actress who plays in historical movie about the 18th century.

Both of the pictures are related with filming and TV industry. In both of them, some people will appear on the TV screen. Both photos present life of the backstage. The difference is that first scene tells about some interview, which is a realistic scene. The second picture shows the preparation process for a film, which is related with the world of art.

As for me, though I'm afraid of the cameras, I prefer to play in some historical movie. It would be funny to dress in some historical costume and have a special haircut and make-up.

Высказывание должно быть логично; содержать вступительную и заключительную фразы, соответствующие теме. Средства логической связи должны быть использованы верно. Необходимо избегать необоснованных пауз в речи, верно расставлять ударения, правильно использовать интонацию, не нарушать нормы произношения слов.

15. Study the two photographs. In 1.5 minutes be ready to compare and contrast the photographs:

- give a brief description of the photos (action, location)
- say what the pictures have in common
- say in what way the pictures are different
- say what kind of job presented in the photos you prefer
- explain why

You will speak for not more than 2 minutes (12–15 sentences). You have to talk continuously.

1.



2.



Пояснение.

In the photo number one we can see a man. By the way he is dressed I can tell that he's working in some fast food restaurant. He is smiling widely and giving a paper glass of coke to a client. In the picture number two we see a man as well. He's wearing a suit and holding an expensive lap top. He definitely looks very successful. I think he has a well-paid job.

Both of the pictures are connected with different types of work. Both of them show different types of workers. The difference between those two guys is obvious: one is working in a fast food restaurant, another one in the office of some big company. And I can say that first kind of job (presented in the photo on the left) isn't attractive at all. And the guy on the right definitely looks less successful than the guy on the right.

As for me, I'd never wanted to work in the fast food restaurant. I think that working as a staff is really tough. When I grew up, I want to have a good and well-paid job, that is why I'm going to the University after school.

Высказывание должно быть логично; содержать вступительную и заключительную фразы, соответствующие теме. Средства логической связи должны быть использованы верно. Необходимо избегать необоснованных пауз в речи, верно расставлять ударения, правильно использовать интонацию, не нарушать нормы произношения слов.

16. Study the two photographs. In 1.5 minutes be ready to compare and contrast the photographs:

- give a brief description of the photos (action, location)
- say what the pictures have in common
- say in what way the pictures are different
- say what kind of activities presented in the photos you prefer
- explain why

You will speak for not more than 2 minutes (12–15 sentences). You have to talk continuously.

1.



2.

**Пояснение.**

In the photo number one we can see a group of children. They are outside playing tug of war. They look a bit aggressive because they are playing against each other. In the picture number two we see another group of children (also four) who are sitting on a sofa and watching TV. They look very excited, perhaps, they are watching cartoons.

Both of the pictures show us two different ways of spending free time. In both of them there are four children. Kids on the left are outside, spending their free time actively, doing some sport activity. Those who are on the right are having a passive time spending indoors.

As for me, I can't tell which way I'd prefer. Sometimes I like to spend my holidays outside, walking in the parks or going somewhere far from the city. Sometimes during the week I get that tired that I just want to take a rest. Usually my family and I spend our weekends passively, like it is shown in the picture number two. Whether it's a good thing or not, I don't know.


Высказывание должно быть логично; содержать вступительную и заключительную фразы, соответствующие теме. Средства логической связи должны быть использованы верно. Необходимо избегать необоснованных пауз в речи, верно расставлять ударения, правильно использовать интонацию, не нарушать нормы произношения слов.

17. Study the two photographs. In 1.5 minutes be ready to compare and contrast the photographs:

- give a brief description of the photos (action, location)
- say what the pictures have in common
- say in what way the pictures are different
- say what pet presented in the photo you'd like to have more
- explain why

You will speak for not more than 2 minutes (12–15 sentences). You have to talk continuously.

1.



2.

**Пояснение.**

In the photo number one we can see a boy who is hugging his dog. They are on the beach looking on the water. The dog is pretty big, a German Shepherd, I suppose. In the picture number two we see an old man holding his cat. His cat is white and a little bit fluffy. The old man loves it a lot.

Both of the pictures show us people with their pets. In both of them there is a person hugging his pet. The difference is that on the left we see a typical «dog» person and on the right a «cat» person. It is considered that all people could be divided whether they love cats or dogs.

As for me, I can say that I'm a typical cat person. I like the way they walk, eat, purr, act themselves in general. I think that cats are much more elegant than dogs. They smell better as well.

Высказывание должно быть логично; содержать вступительную и заключительную фразы, соответствующие теме. Средства логической связи должны быть использованы верно. Необходимо избегать необоснованных пауз в речи, верно расставлять ударения, правильно использовать интонацию, не нарушать нормы произношения слов.

18. Study the two photographs. In 1.5 minutes be ready to compare and contrast the photographs:

- give a brief description of the photos (action, location)
- say what the pictures have in common
- say in what way the pictures are different
- say what kind of fishing presented in the photos you'd prefer
- explain why

You will speak for not more than 2 minutes (12–15 sentences). You have to talk continuously.

1.



2.



Пояснение.

In the photo number one we can see a boat with two fishermen in it. They are in a still water, probably it is a big lake or a sea very early in the morning. The weather is good and warm. In the picture number two we see a fisherman as well. He has just caught a fish and tries not to lose it. The background of this picture is very beautiful. Probably it is a small river somewhere far from the city.

Both of the pictures show us the fishing process. Both give us information about different types of fishing. The difference is that fishermen in the first picture don't have any fish on the hook, while a man on the right has already caught his victim.

As for me, I can say that though I'm not a big fan of killing live creatures I think that fishing is better than hunting. I'd probably like to spend one of my weekends going to fishing with my dad. He loves it a lot. Unfortunately, we don't have a boat. It would be so great to be a captain of our fishing expedition.

Высказывание должно быть логично; содержать вступительную и заключительную фразы, соответствующие теме. Средства логической связи должны быть использованы верно. Необходимо избегать необоснованных пауз в речи, верно расставлять ударения, правильно использовать интонацию, не нарушать нормы произношения слов.

19. Study the two photographs. In 1.5 minutes be ready to compare and contrast the photographs:

- give a brief description of the photos (action, location)
- say what the pictures have in common
- say in what way the pictures are different
- say what kind of transport presented in the photos you prefer
- explain why

You will speak for not more than 2 minutes (12–15 sentences). You have to talk continuously.

1.



2.

**Пояснение.**

In the photo number one we can see a bus on the street. We can also see its route written on it. I suppose it's a Greek bus because this language looks like Greek. In the picture number two we see another type of transport – a train. It is standing on the station. There are some people on the station too. It can be also another type of public transport - a metro.

Both of the pictures show us different kinds of transport. The main difference is between the transport itself. Buses work on fuel or gas, while trains need only electricity.

As for me, I can say that I prefer trains, because firstly it's more ecological type of transport. Secondly because trains are usually much more comfortable transport to travel on a long distance. If I had a choice between traveling by bus or by train I'd definitely choose a train. Moreover in buses I get sick.

Высказывание должно быть логично; содержать вступительную и заключительную фразы, соответствующие теме. Средства логической связи должны быть использованы верно. Необходимо избегать необоснованных пауз в речи, верно расставлять ударения, правильно использовать интонацию, не нарушать нормы произношения слов.

20. Study the two photographs. In 1.5 minutes be ready to compare and contrast the photographs:

- give a brief description of the photos (action, location)
- say what the pictures have in common
- say in what way the pictures are different
- say which team presented in the photo you like more
- explain why

You will speak for not more than 2 minutes (12–15 sentences). You have to talk continuously.

1.



2.

**Пояснение.**

In the photo number one, we can see a male hockey team. The game is in high gear. The goalkeeper is protecting his gates. The enemy team's forwards are very close. In the picture number two, we see another hockey team. It is a female American hockey team. They are standing on the ice and waiting the game to begin.

Both of the pictures show us hockey teams. In both photos there are players on the ice. The difference that immediately stroke into my eyes is that they are of different genders.

There is a widespread opinion that hockey is a men's sport and women don't have to play it. As for me, I can say that I'm against this opinion. I'm not a feminist but I think that in sport women should have the same right. I'd like to be a part of women's hockey team.

Высказывание должно быть логично; содержать вступительную и заключительную фразы, соответствующие теме. Средства логической связи должны быть использованы верно. Необходимо избегать необоснованных пауз в речи, верно расставлять ударения, правильно использовать интонацию, не нарушать нормы произношения слов.

21. Study the two photographs. In 1.5 minutes be ready to compare and contrast the photographs:

- give a brief description of the photos (action, location)
- say what the pictures have in common
- say in what way the pictures are different
- say which pair presented in the photos you like more
- explain why

You will speak for not more than 2 minutes (12–15 sentences). You have to talk continuously.

1.



2.



Пояснение.

In the photo number one, we can see a man walking with his little son. This picture is very nice. The second one is nice as well. The second pair is a son and his father too, but son is already grown. They are looking in the camera and smiling. They look like they are best friends.

Both of the pictures show us pairs of son-father. The difference is in their age. Also, the first shot was taken outside, while the second one indoors.

As for me, I prefer the second picture. It reminds me that when I grow up I'll be caring about my parents like they used to carry about me when I was a kid. Our relation has already changed since I was little, now we are more like friends and it is great. But in general, I think that parents are always parents and we are always just kids for them. No matter how old we are. This might be the main idea of those two photos.

Высказывание должно быть логично; содержать вступительную и заключительную фразы, соответствующие теме. Средства логической связи должны быть использованы верно. Необходимо избегать необоснованных пауз в речи, верно расставлять ударения, правильно использовать интонацию, не нарушать нормы произношения слов.

22. Study the two photographs. In 1.5 minutes be ready to compare and contrast the photographs:

- give a brief description of the photos (action, location)
- say what the pictures have in common
- say in what way the pictures are different
- say which picture is more attractive for you
- explain why

You will speak for not more than 2 minutes (12–15 sentences). You have to talk continuously.

**Пояснение.**

In the photo number one, we can see two policemen. They are standing on a street and talking with each other. In the second picture there is a pretty big group of soldiers. They are equipped and standing in the row.

Both of the pictures show us people in uniform. All of them are equipped with guns. The difference between policemen and soldiers is obvious and doesn't have to be explained. Soldiers are usually serving somewhere far from the city. Meanwhile the policemen are staying in the cities to maintain the order.

As for me, I've never thought about going to the army neither becoming a policeman. If I would have to choose I'd rather be a policeman, because I'm a pacifist, which means I'm against the war. I can't even imagine how hard (in emotional way) is to shoot to other people, even if they are enemies. Being policeman is more attractive for me, because they have to maintain order, which is not a bad thing. If I was a policeman I would help people, they would rely on me and trust me.

Высказывание должно быть логично; содержать вступительную и заключительную фразы, соответствующие теме. Средства логической связи должны быть использованы верно. Необходимо избегать необоснованных пауз в речи, верно расставлять ударения, правильно использовать интонацию, не нарушать нормы произношения слов.

23. Study the two photographs. In 1.5 minutes be ready to compare and contrast the photographs:

- give a brief description of the photos (action, location)
- say what the pictures have in common
- say in what way the pictures are different
- say which photo is more attractive for you
- explain why

You will speak for not more than 2 minutes (12–15 sentences). You have to talk continuously.

1.



2.

**Пояснение.**

In the photo number one, we can see a pretty big group of soldiers going in the row. They are holding guns, perhaps they are going to the war or just serving in the army. In the second picture there are many children. They are wearing uniform and the red scarves. They look like «pioneers». That's why I think that this picture was taken in China or North Korea.

Both of the pictures show us people in uniform. The difference is that in the first picture we see adults while in the second one - kids.

As for me, I never supported the patriotic education and never thought about serving in the army. I know that the patriotic education that is becoming more and more popular in our country is important. That is the only way how the government can make their people to love the country and nation. But I'm a pacifist and don't think that giving guns to the kids is the only way to make them love their motherhood and protect it if the war begins. Besides the patriotic education army has another side - violence, which is not a good thing. That's why none of these pictures are attractive for me.

Высказывание должно быть логично; содержать вступительную и заключительную фразы, соответствующие теме. Средства логической связи должны быть использованы верно. Необходимо избегать необоснованных пауз в речи, верно расставлять ударения, правильно использовать интонацию, не нарушать нормы произношения слов.

24. Study the two photographs. In 1.5 minutes be ready to compare and contrast the photographs:

- give a brief description of the photos (action, location)
- say what the pictures have in common
- say in what way the pictures are different
- say which orator presented in the photos you like more
- explain why

You will speak for not more than 2 minutes (12–15 sentences). You have to talk continuously.

1.



2.



Пояснение.

In the photo number one, we can see a man doing a presentation. He is in the office. The surrounding is white and everybody is wearing the official suits. The man is pointing on the white screen showing his colleagues something. In the second picture I can see some sort of strike. It is happening on the street. As on the previous picture we see a main character – the orator. He is also doing some gesture with his hand.

On both pictures there is one leader, one orator. Both of them are using gestures. They are both wearing more or less official clothes. The difference is that one picture was taken on the street and another one in the office. The man in the office is speaking quietly, while a man on the right is speaking emotionally. Maybe he is even screaming.



As for me I like the first type of orator because he looks more successful and calm.

Высказывание должно быть логично; содержать вступительную и заключительную фразы, соответствующие теме. Средства логической связи должны быть использованы верно. Необходимо избегать необоснованных пауз в речи, верно расставлять ударения, правильно использовать интонацию, не нарушать нормы произношения слов.

25. Study the two photographs. In 1.5 minutes be ready to compare and contrast the photographs:

- give a brief description of the photos (action, location)
- say what the pictures have in common
- say in what way the pictures are different
- say what you prefer more: working or doing homework
- explain why

You will speak for not more than 2 minutes (12–15 sentences). You have to talk continuously.

**Пояснение.**

In the photo number one, we can see a girl who is doing her homework. She is at home. The exercise she is doing right now seems to be hard because the girl looks confused. In the second picture I can see a man in the office. He's doing his work. It should be difficult too, because he also looks confused.

On both pictures there are some people who are confused. And also they are both doing the intellectual work. They both are holding their hand on the head. The difference is that the girl is a kid, and a man is an adult. The girl is at home, the man in the office. The girl is doing her homework while a man is working.


As for me I'd prefer doing homework to receive new knowledge and become more and more educated. And after the graduation I'll start working like the rest of the people.

Высказывание должно быть логично; содержать вступительную и заключительную фразы, соответствующие теме. Средства логической связи должны быть использованы верно. Необходимо избегать необоснованных пауз в речи, верно расставлять ударения, правильно использовать интонацию, не нарушать нормы произношения слов.

26. Study the two photographs. In 1.5 minutes be ready to compare and contrast the photographs:

- give a brief description of the photos (action, location)
- say what the pictures have in common
- say in what way the pictures are different
- say how you prefer listening to the music (according to the pictures)
- explain why

You will speak for not more than 2 minutes (12–15 sentences). You have to talk continuously.



Пояснение.

In the photo number one, we can see a guy listening to the music. He has giant headphones. He is probably trying to sing, which means that he knows the song he is listening to. His eyes are closed. In the second picture I can see a man as well. He is singing a song on the concert. It is probably a rock concert. People love his creation.

Both of the pictures are related with music. Both of the characters are singing. They are approximately of the same age. The difference is that in the photo number one a guy is a co-singer, he mostly listens to the music. Meanwhile on the second picture the guy sings his own song, he is a performer. And the last difference is that in the first picture the guy is the only listener while in the second we see a crowd of listeners.

As for me I'd prefer listen to music on the concerts because the singer performs it alive and there is an opportunity to feel his energy.

Высказывание должно быть логично; содержать вступительную и заключительную фразы, соответствующие теме. Средства логической связи должны быть использованы верно. Необходимо избегать необоснованных пауз в речи, верно расставлять ударения, правильно использовать интонацию, не нарушать нормы произношения слов.

27. Study the two photographs. In 1.5 minutes be ready to compare and contrast the photographs:

- give a brief description of the photos (action, location)
- say what the pictures have in common
- say in what way the pictures are different
- say which of the disasters presented in the photos is more scary
- explain why

You will speak for not more than 2 minutes (12–15 sentences). You have to talk continuously.



Пояснение.

In the photo number one, we can see a flood and a lot of houses underwater. The water is very high and dirty. The whole street is covered by water and the houses are damaged badly. In the second picture I can see a tornado coming. We see only one small house. It is very old, perhaps the tornado happens somewhere in the countryside.

Both of the pictures are related with natural disasters. In both pictures we can see houses and they are damaged. The difference is that the photo number one shows the city (I can tell by the number of houses) while the second one shows a village. In the picture on the left the houses were new and modern while on the right we see an old and uninhabited.

As for me I think that a tornado is more scary than a flood because it's harder to escape from it. In the flood starts you can run or swim away. It will destroy your house, but you'll probably stay alive. The tornado leaves nothing after it.

Высказывание должно быть логично; содержать вступительную и заключительную фразы, соответствующие теме. Средства логической связи должны быть использованы верно. Необходимо избегать необоснованных пауз в речи, верно расставлять ударения, правильно использовать интонацию, не нарушать нормы произношения слов.

28. Study the two photographs. In 1.5 minutes be ready to compare and contrast the photographs:

- give a brief description of the photos (action, location)
- say what the pictures have in common
- say in what way the pictures are different
- say what kind of job presented in the photos you prefer
- explain why

You will speak for not more than 2 minutes (12–15 sentences). You have to talk continuously.

1.



2.

**Пояснение.**

In the photo number one, we can see two miners. They are underground, in a tunnel. Their work is very tough. In the second picture I can see the office manager. He is working on his laptop. He is wearing the official clothes.

Both of the pictures show us some people working. The difference is that people on the left are underground, while the man on the right is in the office. The surroundings on the left are very dirty and dark, meanwhile on the right everything is white and clean. Finally two miners are doing a work that is physically hard to do meanwhile a man is doing an intellectual work.

As for me I'd prefer working in a office because it is more safe and clean than working as a miner. The job I'd like to have would be related with the intellectual work. Of course I understand that someone has to do the "dirty" work. But it won't be me.

Высказывание должно быть логично; содержать вступительную и заключительную фразы, соответствующие теме. Средства логической связи должны быть использованы верно. Необходимо избегать необоснованных пауз в речи, верно расставлять ударения, правильно использовать интонацию, не нарушать нормы произношения слов.

29. Study the two photographs. In 1.5 minutes be ready to compare and contrast the photographs:

- give a brief description of the photos (action, location)
- say what the pictures have in common
- say in what way the pictures are different
- say what kind of time spending presented in the photos you prefer
- explain why

You will speak for not more than 2 minutes (12–15 sentences). You have to talk continuously.

1.



2.

**Пояснение.**

In the photo number one, we can see a small group of people playing cards. They are having a good time, smiling and talking. They are sitting on the couches in a living room. They have the orange juice on the table. In the second picture I can see a crowd of people playing tug of war. They are having fun as well. Maybe they have some sort of holiday or a competition.

Both of the pictures show us two different ways of spending free time. In both of them there people who are having fun. Those who are on the left are having a passive time spending indoors. Those who are on the right prefer to have fun more actively.

As for me, I can't tell which way of time spending I'd prefer. Sometimes I like to spend my holidays actively, doing some sport activities. Sometimes during the week I get that tired that I just want to take a rest. Usually my family and I spend our weekends passively, like it is shown in the picture number one. Is it good thing or not, I don't know.

Высказывание должно быть логично; содержать вступительную и заключительную фразы, соответствующие теме. Средства логической связи должны быть использованы верно. Необходимо избегать необоснованных пауз в речи, верно расставлять ударения, правильно использовать интонацию, не нарушать нормы произношения слов.

30. Study the two photographs. In 1.5 minutes be ready to compare and contrast the photographs:

- give a brief description of the photos (action, location)
- say what the pictures have in common
- say in what way the pictures are different
- say which teacher presented in the photos you like more
- explain why

You will speak for not more than 2 minutes (12–15 sentences). You have to talk continuously.

1.



2.



Пояснение.

In the photo number one, we can see a class audience where the lecture is. The teacher asks a question and mostly all the kids know the right answer. And the teacher looks very proud and happy about it. In the second picture I can see an instructor and a student of the driving school. They have a practical lesson in a car. The student is scared of driving. The instructor explains what maneuver his student needs to make.

Both of the pictures show us different kinds of teachers and students. Both of the teachers are using gestures. The difference is that students in the class know the right answer while a guy in a car isn't sure if he is doing a right thing or not. The students in different pictures have different age.

As for me, I'd prefer being in a class which is showed on the left, because I like this teacher. He seems to be very kind. I think that each teacher has to explain the material in a manner that everybody would understand.

Высказывание должно быть логично; содержать вступительную и заключительную фразы, соответствующие теме. Средства логической связи должны быть использованы верно. Необходимо избегать необоснованных пауз в речи, верно расставлять ударения, правильно использовать интонацию, не нарушать нормы произношения слов.

31. Study the two photographs. In 1.5 minutes be ready to compare and contrast the photographs:

- give a brief description of the photos (action, location)
- say what the pictures have in common
- say in what way the pictures are different
- say which of the sports presented in the photos you like more
- explain why

You will speak for not more than 2 minutes (12–15 sentences). You have to talk continuously.

**Пояснение.**

In the photo number one, we can see a football team which won the competitions. They are holding their prize and screaming. The background is a football field, I guess. In the second picture I can see a runner, who is reaching a finish line. He won the competition as well.

Both of the pictures are related with sport events. Both of the sports are related with running. The difference between the sports is that football is a team game and running is an individual kind of sport. Another difference between these two photographs is that the runner was shot while he is just about to win, and the football player had already won their prize.

As for me, I'd prefer football, because it's a team kind of sport. And it is much more famous. Millions of people all around the world love to spend their time watching a football game and I'm one of them. I'm a big football fan. Moreover, running is quite boring for me. I don't know any names of famous runners, they are all the same for me.

Высказывание должно быть логично; содержать вступительную и заключительную фразы, соответствующие теме. Средства логической связи должны быть использованы верно. Необходимо избегать необоснованных пауз в речи, верно расставлять ударения, правильно использовать интонацию, не нарушать нормы произношения слов.

32. Study the two photographs. In 1.5 minutes be ready to compare and contrast the photographs:

- give a brief description of the photos (action, location)
- say what the pictures have in common
- say in what way the pictures are different
- say what kind of transport presented on the photos you prefer
- explain why

You will speak for not more than 2 minutes (12–15 sentences). You have to talk continuously.

1.



2.

**Пояснение.**

Высказывание должно быть логично; содержать вступительную и заключительную фразы, соответствующие теме. Средства логической связи должны быть использованы верно. Необходимо избегать необоснованных пауз в речи, верно расставлять ударения, правильно использовать интонацию, не нарушать нормы произношения слов.

In photo number one, we can see two cyclists. They are obviously professional sportsmen. They are taking part in some competition and going on the road somewhere near the ocean and mountains. The view is very beautiful. In the second picture I can see four bikers going by a highway.

Both of the pictures are related with transport. In both photos there is a road and people on it. The surroundings on these two pictures are similar as well. All of the characters in these photos are wearing helmets and riding a two-wheel transport. The difference is that bicycles have pedals while bikes move with the engine and bikers don't have to move their legs.

As for me, I prefer bicycles because it's more healthy and ecological type of transport. And when you ride a bicycle you are doing sport. Moreover, motorbikes are too loud for me. And they are too brutal as well.

33. Study the two photographs. In 1.5 minutes be ready to compare and contrast the photographs:


- give a brief description of the photos (action, location)
- say what the pictures have in common
- say in what way the pictures are different
- say what kind of fighting presented in the photos you like more
- explain why

You will speak for not more than 2 minutes (12–15 sentences). You have to talk continuously.

1.



2.



Пояснение.

In the photo number one, we can see two boxers fighting on the ring. It seems like it is a profesional tournament. Both sportsmen are wearing special uniform. We can see the audience on the picture as well, which screams and wonders who is going to be the true winner, the true champion. In the second photo there are street fighters surrounded by the furious crowd. Man in the white t-shirt looks very concentrated and confident.

Both of the pictures are related with fighting. Main characters are standing in front of each other. The audience is presented in both pictures as well. But there are some differences too. Firstly, in the photo number one the fight is official, while in the other picture it isn't. Secondly, men on the left are professional sportsmen unlike two street fighters on the right.

As for me, I like profesional sport presented in the left photo more, than fights without any particular rules. Maybe someday I will become a boxer too.

Высказывание должно быть логично; содержать вступительную и заключительную фразы, соответствующие теме. Средства логической связи должны быть использованы верно. Необходимо избегать необоснованных пауз в речи, верно расставлять ударения, правильно использовать интонацию, не нарушать нормы произношения слов.

34. Look at the two pictures. In 1 min 30, you will have to compare:

- give a brief description of the photos (action, location)
- say what the pictures have in common
- say in what way the pictures are different
- say what lifestyle presented in the prhotos you prefer
- explain why

You should speak for not more than 2 minutes (12–15 sentences). You have to talk continuously.

1



2

**Пояснение.**

In the picture number 1 we can see a part of the small town. There are a couple of houses standing next to the sea or a big lake. In the second one we can see a countryside. There are a couple of small buildings as well.

I can say that these two pictures are having much in common. They both show us a landscape. In both of them there are houses and nature.

But there is a difference as well. In the picture on the left we see the city view, on the right – the countryside. The first one shows us some streets, on the right – small paths. Also, the left one tells us about the life in a small city, meanwhile the picture number two tells about an even quieter life in the village.

As for me, I'd prefer living in a village. I'm a typical citizen. I've always lived in a big city, but living in a countryside have always been my passion. It is attractive for me, because sometimes I need so bad to be far from the crowded streets and public transport. Of course, living in the city gives you a lot of opportunity, but I'm not sure that using them is human's main goal. I think that living fully and for yourself is possible only in the village, in the natural landscape.

Высказывание должно быть логично; содержать вступительную и заключительную фразы, соответствующие теме. Средства логической связи должны быть использованы верно. Необходимо избегать необоснованных пауз в речи, верно расставлять ударения, правильно использовать интонацию, не нарушать нормы произношения слов.

35. Study the two photographs. In 1.5 minutes be ready to compare and contrast the photographs:

- give a brief description of the photos (action, location)
- say what the pictures have in common
- say in what way the pictures are different
- say where you'd like to read
- explain why

You will speak for not more than 2 minutes (12–15 sentences). You have to talk continuously.

1.



2.

**Пояснение.**

In the picture number 1 we can see a man reading a book outside. Perhaps, he is sitting in the local park or nearby the forest. In the second picture we see a student reading a textbook in the library.

Clearly those pictures have some similarities. They both show us a man who is reading something. So both of them are related to reading.

But there are differences as well. In the picture on the left we can see an older man, on the right — a young man who is most likely a student learning in the library. The first one shows us a man surrounded by nature, it's an informal place where you can rest. The second one represents a library, a place where you're supposed to learn.

Personally I would prefer reading in the park. As for me it's more convenient to read in the place without any noise at all. It helps me to concentrate on the subject and understand the material better.

36. Study the two photographs. In 1.5 minutes be ready to compare and contrast the photographs:

- give a brief description of the photos (action, location)
- say what the pictures have in common
- say in what way the pictures are different
- say which of the activities presented in the pictures you'd prefer
- explain why

You will speak for not more than 2 minutes (12–15 sentences). You have to talk continuously.

Photo 1



Photo 2



Пояснение.

In the picture number 1 we can see a young woman cooking. Perhaps, she is preparing a dinner for her boyfriend. She is wearing shorts and a shirt. She is blond and very beautiful. In the second one we can see another girl, who is wearing a snowboarding suit and a snowboard on her legs. She also has a mask, gloves and a hat.

I can say that these two pictures are having much in common. They both are showing us young woman. Both of them are related with timespending.

But there is a difference as well. In the picture on the left we see a girl at home, making dinner and being a good housewife, on the right – a good example of an active timespending. Another difference is that the girl on the right is outside, while a blond on the left is in the kitchen.

As for me, I'd prefer being on the right. It's not because I don't like cooking, it's just because I prefer spend my time actively and I do snowboarding much better than preparing food.

Высказывание должно быть логично; содержать вступительную и заключительную фразы, соответствующие теме. Средства логической связи должны быть использованы верно. Необходимо избегать необоснованных пауз в речи, верно расставлять ударения, правильно использовать интонацию, не нарушать нормы произношения слов.

37. Study the two photographs. In 1.5 minutes be ready to compare and contrast the photographs:

- give a brief description of the photos (action, location)
- say what the pictures have in common
- say in what way the pictures are different
- say which of the activities presented in the pictures you'd prefer
- explain why

You will speak for not more than 2 minutes (12–15 sentences). You have to talk continuously.

Photo 1




Photo 2



Пояснение.

In the picture number 1 we can see two men sailing boats. In the background there is a huge hill which covers the whole area. In the second picture we can see a white ship. In the background there are a couple of huge buildings.

Clearly those pictures have some similarities. First of all both pictures depict water vehicles. Also on both of them it's a middle of the day.

But there are differences as well. In the picture number 1 there are two water vehicles while in the second picture only one. Moreover, in the upper photo we can see a dog, in the photo below there are no animals. Lastly in the background of the second picture is modern city while in the first photo we can see wild nature.

Personally I would prefer to be in the ship because I get very dizzy sailing boats. Moreover it's rather difficult to move through the water by a boat.

38. Study the two photographs. In 1.5 minutes be ready to compare and contrast the photographs:

- give a brief description of the photos (action, location)
- say what the pictures have in common
- say in what way the pictures are different
- say which of the professions presented in the pictures you'd prefer
- explain why

You will speak for not more than 2 minutes (12–15 sentences). You have to talk continuously.

Photo 1



Photo 2

**Пояснение.**

In the picture number 1 we can see three office workers who are having a meeting. A man in the white short is giving a presentation. He is pointing on the plot. In the second picture we can see dentist working with the patient. A patient seems to be nervous.

Clearly those pictures have some similarities. First of all on both pictures people are sitting in the office. Also in the photo 1 and photo 2 people are working.


But there are differences as well. In the picture number 1 there are three persons while in the picture number two there are two persons. Moreover, in the upper photo we can see a usual office, but in the photo below it is clearly a dentist room.

Personally I would prefer to be an office worker because it is the most appropriate for me. Also I've never liked to go to the dentist so I've never considered it as my profession.

39. Study the two photographs. In 1.5 minutes be ready to compare and contrast the photographs:

- give a brief description of the photos (action, location)
- say what the pictures have in common
- say in what way the pictures are different
- say which of the ways of taking care of your health presented in the pictures you'd prefer
- explain why

You will speak for not more than 2 minutes (12–15 sentences). You have to talk continuously.



Пояснение.

I'd like to start with the idea that sport helps us to stay strong and healthy. In the photo number one you can see a young woman exercising in the gym. She is smiling. The woman seems to be relaxed and confident. In the background of the picture there are other people who are exercising as well. In the picture number two there is a woman who is running in the park. In the background of the photo there are many trees and bushes.

Clearly those pictures have some similarities. Both of them are related with sport and healthy lifestyle. Also in the foreground of both pictures we can see a young happy woman.

But there are differences as well. In the picture number 1 people are exercising in the gym while in the second picture a woman is running in the park. Moreover, in the photo number 1 there are many people, but in the photo number two there is only one person.

As for me, I would prefer working in the sport gym because it is more convenient for me. I hope that I will get an opportunity to go there soon.

Высказывание должно быть логично; содержать вступительную и заключительную фразы, соответствующие теме. Средства логической связи должны быть использованы верно. Необходимо избегать необоснованных пауз в речи, верно расставлять ударения, правильно использовать интонацию, не нарушать нормы произношения слов.

40. Study the two photographs. In 1.5 minutes be ready to compare and contrast the photographs:

- give a brief description of the photos (action, location)
- say what the pictures have in common
- say in what way the pictures are different
- say which of the activities presented in the pictures you'd prefer
- explain why

You will speak for not more than 2 minutes (12–15 sentences). You have to talk continuously.



Пояснение.

I would like to start with the idea that reading is a very important activity. In the photo number one there is a woman sitting on the sofa. She is holding a tablet. In the photo number two a woman is reading a book. She is staying near the window.

Definitely both pictures have some similarities. First of all two photos are related with reading. Moreover, in the pictures one and two we can see a young beautiful woman. But there are some differences as well. The first picture was taken at home while the second picture was made in the public transport. Also in the first picture a woman is holding an electronic device while in the second a woman is holding a book.

As for me, I would prefer to sit at home with the electronic device because it's more comfortable for me. I hope that I will buy a new tablet soon.

41. Study the two photographs. In 1.5 minutes be ready to compare and contrast the photographs:

- give a brief description of the photos (action, location)
- say what the pictures have in common
- say in what way the pictures are different
- say which of the concerts presented in the pictures you'd prefer
- explain why

You will speak for not more than 2 minutes (12–15 sentences). You have to talk continuously.

**Пояснение.**

Высказывание должно быть логично; содержать вступительную и заключительную фразы, соответствующие теме. Средства логической связи должны быть использованы верно. Необходимо избегать необоснованных пауз в речи, верно расставлять ударения, правильно использовать интонацию, не нарушать нормы произношения слов.