



МДОУ «Эммаусский детский сад общеразвивающего вида»

Учимся рисовать


**Воспитатель высшей
квалификационной категории: Малинина В.В.**

КАК НАРИСОВАТЬ ШИШКУ


1



2



3



4




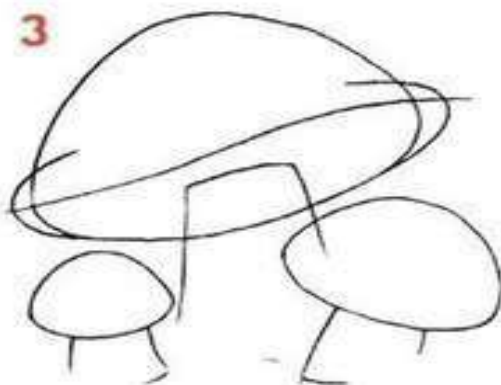


5




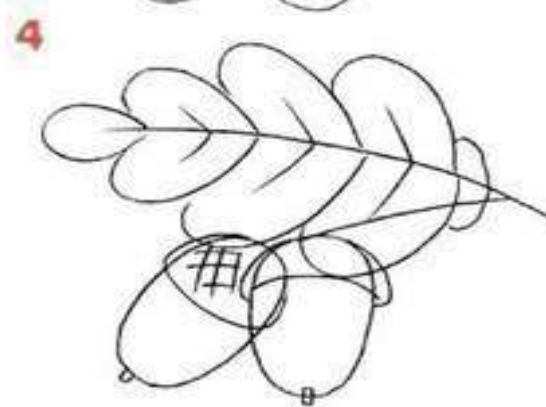


6





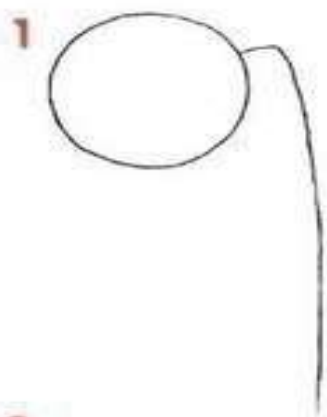
КАК НАРИСОВАТЬ ГРИБ



КАК НАРИСОВАТЬ ЖЁЛУДИ

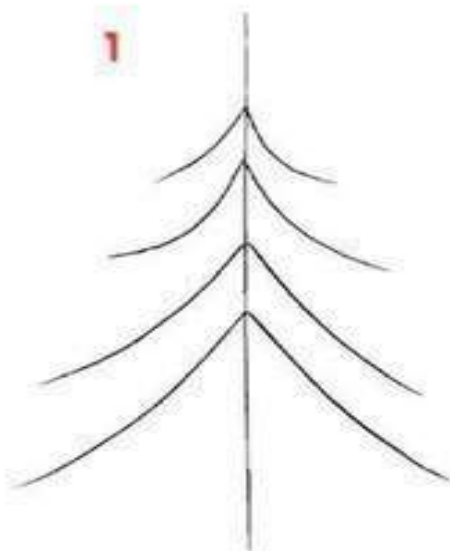


КАК НАРИСОВАТЬ ПОДСОЛНУХ

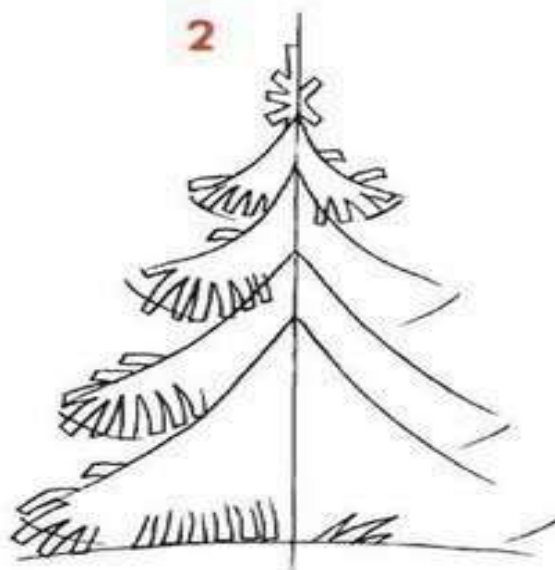


КАК НАРИСОВАТЬ ЁЛКУ

1



2




3




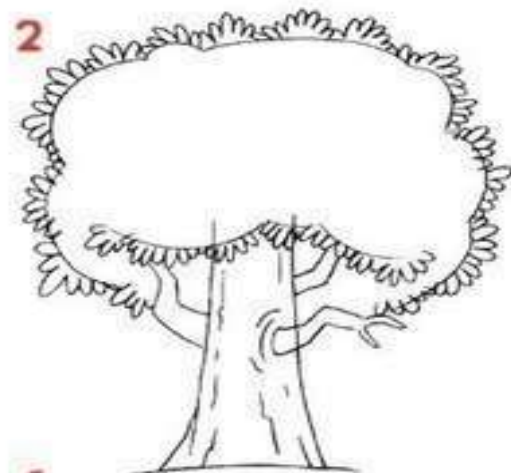

4



КАК НАРИСОВАТЬ РОЗУ

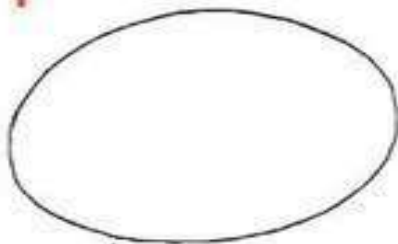


КАК НАРИСОВАТЬ ДУБ

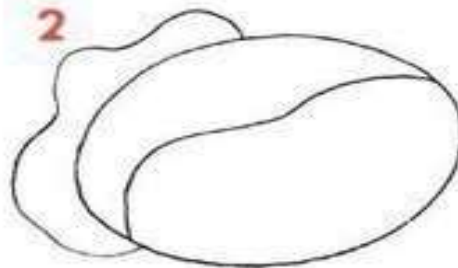


КАК НАРИСОВАТЬ КАПУСТУ

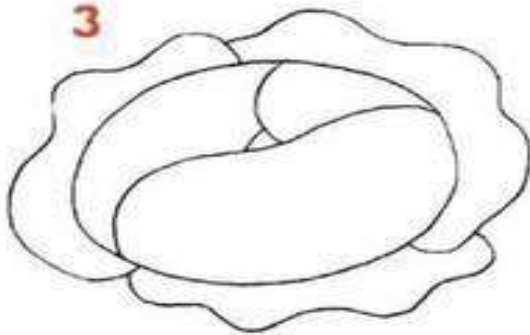
1



2




3




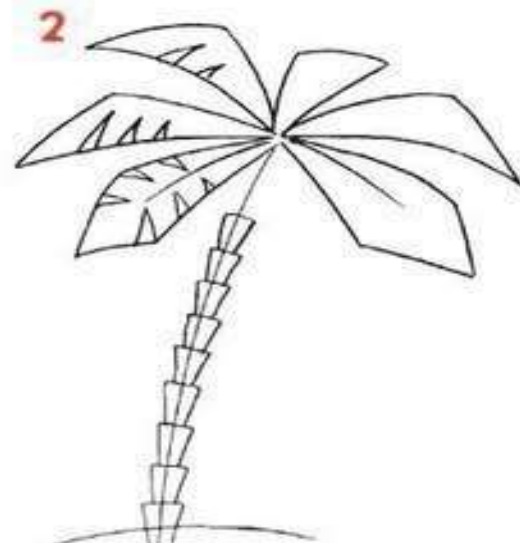

4




5

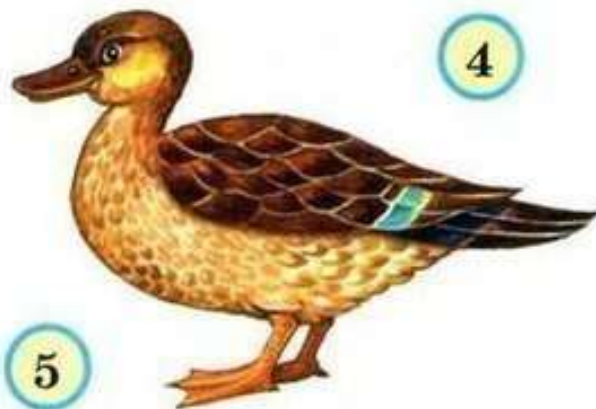






КАК НАРИСОВАТЬ ПАЛЬМУ



КАК НАРИСОВАТЬ **ВАСИЛЁК**







1



2




3




4


1




2





3

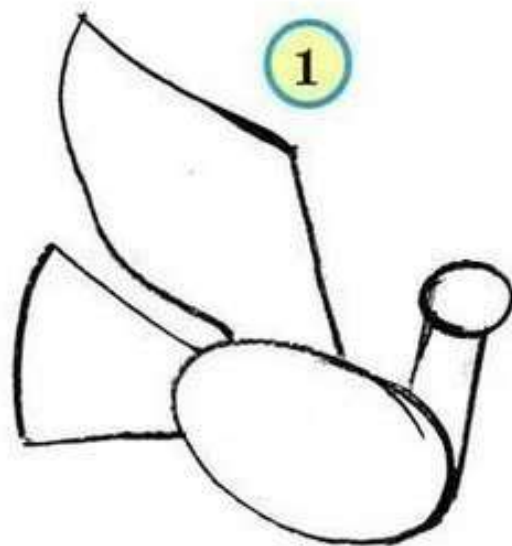


4









A decorative border on the left side of the slide, featuring a vertical strip of yellow and orange patterned fabric. Adorned with several artificial flowers: a yellow daisy-like flower at the top, a red flower with yellow petals in the middle, and another yellow daisy-like flower at the bottom. There are also red heart-shaped ornaments and a small red and white patterned circular ornament.

Спасибо за внимание