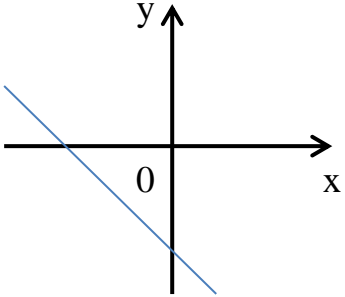
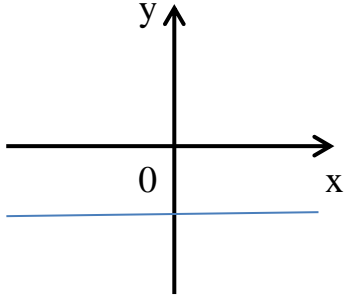
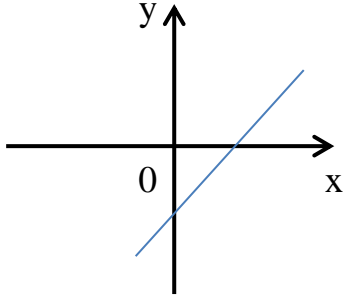
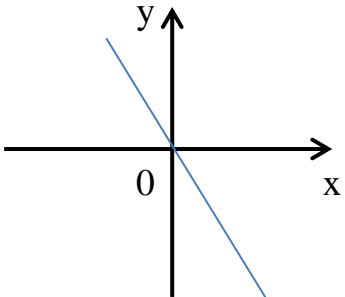
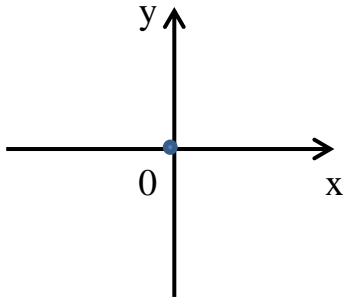
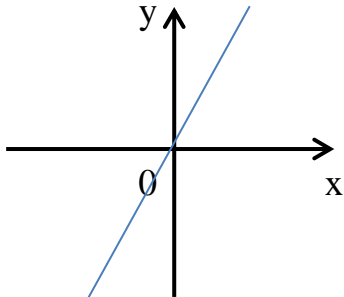
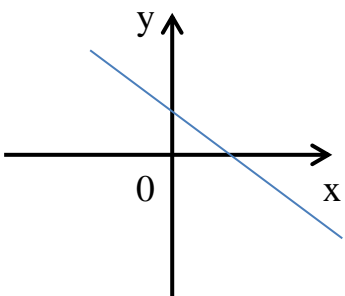
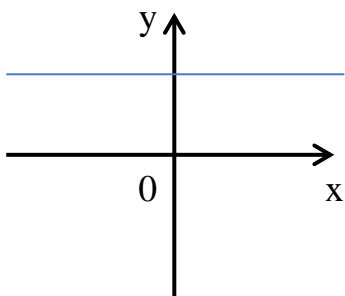
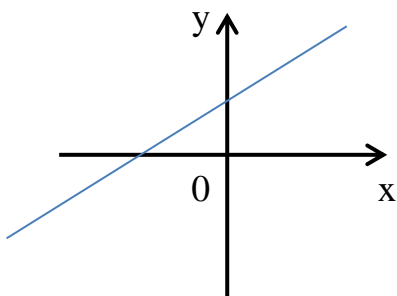


Расположение графика линейной функции $y = kx + b$ в зависимости от знаков коэффициентов k и b

| | $k < 0$ | $k = 0$ | $k > 0$ |
|---------|--|---|--|
| $b < 0$ |  |  |  |
| $b = 0$ |  |  |  |
| $b > 0$ |  |  |  |

| | | | |
|--|--|--|--|
| | | | |
|--|--|--|--|