



## Детское образование в сфере искусства России Нотная библиотека

Библиотека проекта комплектуется на основе учебной программы, а также материалов рекомендованных для обучения и расширения кругозора учащихся. Здесь найдут полезную информацию как учащиеся, так и преподаватели, т.к. в библиотеке представлена также методическая литература.

Нотная библиотека непрерывно пополняется новыми произведениями и материалами, и если вы уже скачали то что вам нужно, не спешите забыть наш портал, зайдите туда еще раз.

В разделе произведения мы выкладываем записи исполнений, которые вам помогут при обучении, вы услышите как это произведение звучит, акценты и нюансы произведения.

# ЭТЮДЫ



# ЭТЮДЫ

ДЛЯ ФОРТЕПИАНО НА РІЗНІ ВИДИ ТЕХНІКИ

**4** КЛАС

*Учебный  
репертуар  
детских  
музыкальных  
школ*

ВИДАННЯ ДЕСЯТЕ

Э Т Ю Д Ы

ДЛЯ ФОРТЕПИАНО  
НА РАЗНЫЕ  
ВИДЫ ТЕХНИКИ

**4** КЛАСС

*Учебный  
репертуар  
детских  
музыкальных  
школ*

ИЗДАНИЕ ДЕСЯТОЕ

КИЇВ  
«МУЗИЧНА УКРАЇНА»  
1988

*Розділ I*

**Позиційні  
послідовності**

**ДЗИГА**

Етюд

**О. ГНЕСИНА**

**1**

*Раздел I*

**Позиционные  
последовательности**

**ВОЛЧОК**

Этюд

**Е. ГНЕСИНА**

**Allegro**

The musical score is for two etudes by Opus 25, No. 1. It is written for piano in B-flat major, 4/4 time, and marked 'Allegro'. The score consists of five systems of two staves each. The first system begins with a forte (f) dynamic. The music includes various technical exercises such as triplets, sixteenth-note runs, and chord progressions. Fingerings are indicated by numbers 1-5. Some notes are marked with 'Ped.' for pedaling. The score is presented in both Ukrainian and Russian.

А. ЛЕМУАН

2

А. ЛЕМУАН

**Moderato**

*mf sempre legatissimo*

The musical score is written for piano and consists of six systems, each with a treble and bass staff. The key signature is two sharps (F# and C#), and the time signature is 4/4. The first system features a treble staff with ascending and descending eighth-note patterns, with fingerings 1-4 and 3-2 indicated, and a bass staff with quarter notes. The second system continues the treble staff patterns and adds a bass staff with quarter notes. The third system introduces a forte (*f*) dynamic and sixteenth-note patterns in the treble, with a bass staff of quarter notes. The fourth system introduces a mezzo-forte (*mf*) dynamic and continues the sixteenth-note patterns. The fifth system returns to a forte (*f*) dynamic. The sixth system concludes with a fortissimo (*sf*) dynamic and a final flourish. The word "Fine" appears at the end of the second system.

К. ЧЕРНИ

3

К. ЧЕРНИ

**Allegro**

*p leggiero*

8

8

8

8

The image displays a musical score for 'The Swan' by Camille Saint-Saëns, featuring a piano and a vocal soloist. The score is in 4/2 time and consists of four systems. The piano part features a continuous eighth-note accompaniment in the left hand and a melodic line in the right hand. The vocal part consists of a single melodic line. The score includes dynamic markings such as 'mf' and 'cresc.', and various musical notations including slurs, ties, and fingerings.

A. BERTINI

4

**А. БЕРТИНИ**

**Allegretto**

2 4 1 4 1 4 1 4 1 4 1 4 1 4

*f* 3 3 3 1 *sf*



This image displays a page of musical notation for a piano piece, consisting of five systems of staves. Each system includes a treble and bass staff, often with a grand staff bracket. The notation is highly detailed, featuring numerous fingerings (e.g., 1, 2, 3, 4, 5) and dynamic markings such as *sf* (sforzando) and *f* (forte). The music is written in a key with one sharp (F#) and a 2/4 time signature. The first system shows a complex melodic line in the treble with many sixteenth and thirty-second notes, and a bass line with triplets and slurs. The second system continues this complexity with more slurs and fingerings. The third system features a prominent melodic line in the treble with many slurs and fingerings, and a bass line with a few notes and a double bar line. The fourth system shows a melodic line in the treble with many slurs and fingerings, and a bass line with a few notes and a double bar line. The fifth system features a melodic line in the treble with many slurs and fingerings, and a bass line with a few notes and a double bar line. The notation is highly detailed, with many slurs and fingerings throughout.

The image displays five systems of musical notation for a piano exercise, likely in 4/4 time. Each system consists of a grand staff (treble and bass clefs). The notation includes various musical symbols such as notes, rests, and fingerings, along with dynamic markings like *p*, *dim.*, and *cresc.*.

- System 1:** The right hand features a series of eighth notes with fingerings 2, 1, 2, 4, 1, 2, 1, 2. The left hand has a bass line with a triplet of eighth notes and a single eighth note, marked with a piano (*p*) dynamic.
- System 2:** The right hand continues with eighth notes and fingerings 3, 2, 4, 1, 4, 1, 4, 1, 4, 1, 4. The left hand has a bass line with a triplet of eighth notes and a single eighth note, marked with a piano (*p*) dynamic.
- System 3:** The right hand features a series of eighth notes with fingerings 2, 4, 1, 3, 2, 4, 1, 3, 2, 4. The left hand has a bass line with a triplet of eighth notes and a single eighth note, marked with a piano (*p*) dynamic.
- System 4:** The right hand continues with eighth notes and fingerings 2, 1, 4, 1, 4. The left hand has a bass line with a triplet of eighth notes and a single eighth note, marked with a piano (*p*) dynamic.
- System 5:** The right hand features a series of eighth notes with fingerings 2, 2, 1, 1, 2, 2, 1, 1, 2, 1, 2. The left hand has a bass line with a triplet of eighth notes and a single eighth note, marked with a piano (*p*) dynamic.

Розділ II

Раздел II

**Підкладання  
та перекладання пальців**

**Подкладывание  
и перекладывание пальцев**

Г. БЕРЕНС

1

Г. БЕРЕНС

The image displays a page of musical notation for a piano exercise, consisting of five systems of staves. The notation includes various musical symbols such as notes, rests, and dynamic markings like *f* and *p*. Fingerings are indicated by numbers 1-5 above or below notes. A dashed line with the number 8 indicates an octave shift. The exercise is in G major and 4/4 time.

The image displays five systems of musical notation for a piano exercise, likely from a technical etude book. The notation is in G major (one sharp) and 4/4 time. Each system consists of a treble and bass staff joined by a brace. Fingerings are indicated by numbers 1-5 above or below notes. Dynamics include *f* (forte), *p* (piano), and *cresc.* (crescendo). Articulation marks like accents and slurs are used throughout. The systems are as follows:

- System 1:** Treble staff has a continuous eighth-note melody with slurs and fingerings. Bass staff has a simple harmonic accompaniment.
- System 2:** Treble staff continues the eighth-note melody. Bass staff has a walking bass line with eighth notes. Dynamics *f* and *p* are marked.
- System 3:** Treble staff continues the eighth-note melody. Bass staff has a walking bass line. Dynamics *f* and *p* are marked.
- System 4:** Treble staff continues the eighth-note melody. Bass staff has a walking bass line. Dynamics *f* and *p* are marked.
- System 5:** Treble staff continues the eighth-note melody. Bass staff has a walking bass line. Dynamics *f* and *p* are marked.

Д. КАБАЛЕВСКИЙ

2

Д. КАБАЛЕВСКИЙ

Allegro vivace

The musical score is written for piano and bass staves. It begins with the tempo marking 'Allegro vivace'. The first system shows a piano (p) dynamic. The second system includes a 'molto cresc.' marking. The third system features a forte (f) dynamic. The fourth system starts with 'sub. pp' (subito pianissimo). The fifth system returns to a forte (f) dynamic. The score includes various technical exercises such as scales, arpeggios, and chords. Fingerings are indicated by numbers 1-5. Pedal markings (Ped. \*) are present throughout. The key signature has one sharp (F#).

*f* *simile* *p* *cresc.* *ff*

Л. РЕВУЦКИЙ

3

Л. РЕВУЦКИЙ

**Allegro non troppo**

*f*

The image displays five systems of musical notation for piano exercises, each consisting of a grand staff (treble and bass clefs). The exercises are written in 4/4 time and feature various musical notations, including notes, rests, and fingerings.

**System 1:** The first system shows a sequence of eighth-note patterns. The right hand starts with a triplet of eighth notes (1, 4, 3) followed by a quarter note (2). The left hand provides a steady accompaniment of quarter notes with fingerings 5, 1, 3, 2, 4, 1, 3, 1, 5, 1, 3, 2, 4, 1, 3, 1.

**System 2:** The second system continues the exercise with more complex eighth-note patterns. The right hand includes a triplet (3, 2, 1) and a quarter note (2). The left hand accompaniment has fingerings 5, 1, 4, 2, 5, 1, 4, 2, 5, 1, 4, 2, 5, 1, 4, 1.

**System 3:** The third system introduces a dynamic marking of *dim.* (diminuendo). The right hand features a triplet of eighth notes (3, 1, 4) and a quarter note (5). The left hand accompaniment has fingerings 5, 3, 1, 5, 4, 2, 5, 3, 2, 1, 4, 1, 5.

**System 4:** The fourth system includes a *cresc.* (crescendo) marking. The right hand has a triplet of eighth notes (3, 2, 1) and a quarter note (4). The left hand accompaniment has fingerings 1, 4, 2, 4, 5, 1, 2, 1, 5, 1, 2, 1, 5, 2, 1, 3.

**System 5:** The fifth system features a forte (*f*) dynamic marking. The right hand has a triplet of eighth notes (3, 3, 3). The left hand accompaniment has fingerings 1, 2, 1, 2, 4, 2, 4, 3, 1, 4, 2.



The image displays a musical score for piano, consisting of five systems of exercises. Each system is written for a grand piano (treble and bass clefs). The exercises are designed to develop various technical skills, including scales, arpeggios, and finger independence. Fingerings are indicated by numbers 1-5 above or below notes. Dynamics such as *p* (piano) and *f* (forte) are marked, along with a crescendo (*cresc.*) and a final fermata. The key signature is one flat (B-flat).

System 1: Treble clef has a scale starting on G4 (1-4) and a descending scale (5-2-1-3). Bass clef has a scale starting on B3 (3-1-4-2) and a descending scale (3-1-4-1).  
System 2: Treble clef has a scale starting on G4 (4-1-3-1) and a descending scale (5-1-3-2). Bass clef has a scale starting on B3 (4-1-3-1) and a descending scale (4-2-5-1).  
System 3: Treble clef has a scale starting on G4 (3-2-1) and a descending scale (2-1-1-2-3). Bass clef has a scale starting on B3 (4-2-1) and a descending scale (2-1-2-1).  
System 4: Treble clef has a scale starting on G4 (3-4-1-3-4) and a descending scale (1-4-1-3-4). Bass clef has a scale starting on B3 (4-5-1-3) and a descending scale (1-5-1-4).  
System 5: Treble clef has a scale starting on G4 (1-4-1-3-4) and a descending scale (1-4-1-3-4). Bass clef has a scale starting on B3 (1-2-3-4) and a descending scale (1-5-1-4). The system ends with a fermata.

К. ЧЕРНИ

4

К. ЧЕРНИ

Allegro non troppo

5 3 4 2 5 3 4 2

*f*

5 3 1 5 3 1

5 3 4 3 3 4 3 2

*Vaso*

5 1 5 3 5 3 2

*sf cresc.*

3 4 5 3 1 1

*dim.*

2 3 2 4 3 1 2


*sf*

3 4 3 4 1 1

The image displays a page of musical notation for a piano exercise, consisting of five systems of staves. The notation includes various musical symbols, dynamics, and fingerings.

- System 1:** The right hand (RH) has a whole note chord (F4, C5) with a slur and a 4-finger fingering. The left hand (LH) has a continuous eighth-note pattern. Dynamics include *cresc.* and *f*.
- System 2:** The RH has a whole note chord (F4, C5) with a slur and a 4-finger fingering. The LH has a continuous eighth-note pattern. Dynamics include *cresc.* and *f*.
- System 3:** The RH has a whole note chord (F4, C5) with a slur and a 4-finger fingering. The LH has a continuous eighth-note pattern. Dynamics include *più f* and *f*.
- System 4:** The RH has a whole note chord (F4, C5) with a slur and a 4-finger fingering. The LH has a continuous eighth-note pattern. Dynamics include *ff*.
- System 5:** The RH has a whole note chord (F4, C5) with a slur and a 4-finger fingering. The LH has a continuous eighth-note pattern. Dynamics include *ff*.

The notation includes various musical symbols, dynamics, and fingerings, such as *cresc.*, *f*, *più f*, and *ff*. Fingerings are indicated by numbers 1-5. The exercise is marked with a 4-finger fingering in the RH and a 4-finger fingering in the LH.



Розділ III

Раздел III

Трелі



Трели

Ф. ЛЕКУППЕ

1




Ф. ЛЕКУППЕ

Allegretto



The musical score consists of five systems, each with a treble and bass staff. The exercises are as follows:

- System 1:** Treble staff has triplet eighth notes and slurs. Bass staff has a half note and a triplet eighth note. Dynamic marking: *sf*.
- System 2:** Treble staff has triplet eighth notes and slurs. Bass staff has a half note. Dynamic marking: *dim.*
- System 3:** Treble staff has triplet eighth notes and slurs. Bass staff has a half note. Dynamic marking: *dolce*.
- System 4:** Treble staff has triplet eighth notes and slurs. Bass staff has a half note. Dynamic marking: *più f*.
- System 5:** Treble staff has triplet eighth notes and slurs. Bass staff has a half note. Dynamic marking: *cresc.* and *ff*.



Г. БЕРЕHC

2

Г. БЕРЕHC

*Andantino*

The image displays a page of musical notation for a piano exercise, consisting of five systems of staves. The notation includes various musical symbols such as notes, rests, and dynamic markings like *mf*, *p*, and *f*. Fingerings are indicated by numbers 1-5. The exercise is in 4/4 time and features complex rhythmic patterns and melodic lines.



**МАРЕВО**

Этюд

О. ГЕДИКЕ

3

**МАРЕВО**

Этюд

А. ГЕДИКЕ

**Allegretto fantastico**

The musical score consists of five systems, each with a grand staff (treble and bass clefs). The notation includes various musical symbols such as notes, rests, and dynamic markings like *pp*, *cresc.*, and *mf*. Fingerings are indicated by numbers 1-5 above or below notes. The exercise is in 4/4 time and features complex rhythmic patterns and articulation.

System 1: Treble clef has a series of eighth notes with fingerings 2, 1, 3, 1, 3, 2. Bass clef has a series of eighth notes with fingerings 1, 3, 2, 5, 5, 1, 3, 2.


System 2: Treble clef has a series of eighth notes with fingerings 1, 3, 1, 2, 5, 2. Bass clef has a series of eighth notes with fingerings 1, 3, 1, 2, 5, 2. Dynamic markings *pp* and *espress.* are present. A *p<sup>+</sup>* marking is in the bass clef, and a *sopra* marking is in the treble clef.

System 3: Treble clef has a series of eighth notes with fingerings 3, 1, 3, 2. Bass clef has a series of eighth notes with fingerings 4, 1, 3, 1, 4, 5, 2. A *cresc.* marking is in the treble clef.

System 4: Treble clef has a series of eighth notes with fingerings 3, 1, 3, 1. Bass clef has a series of eighth notes with fingerings 4, 5, 2, 1, 2. A *mf* marking is in the treble clef.

System 5: Treble clef has a series of eighth notes with fingerings 2, 1, 2, 4, 5, 3, 1, 3, 1. Bass clef has a series of eighth notes with fingerings 3, 1, 3, 1, 2, 3, 2. A *mf* marking is in the treble clef.

The musical score consists of five systems of staves. The first system has a treble staff with a key signature of one sharp (F#) and a bass staff. The second system has a treble staff with a key signature of one flat (Bb) and a bass staff. The third system has a treble staff with a key signature of one flat (Bb) and a bass staff. The fourth system has a treble staff with a key signature of one flat (Bb) and a bass staff. The fifth system has a treble staff with a key signature of one flat (Bb) and a bass staff. The score includes various musical notations such as notes, rests, slurs, and fingerings.



Розділ IV  
Репетиції

Раздел IV  
Репетиции

Ф. ЛЕКУППЕ


1

Ф. ЛЕКУППЕ

**Allegretto**

The musical score consists of five systems of staves. The first system shows a right-hand melody with eighth-note patterns and a left-hand accompaniment of single notes. The second system introduces a mezzo-forte (*mf*) dynamic and a crescendo leading to a fortissimo (*f*) section. The third system features piano (*p*) and sforzando (*sf*) dynamics. The fourth system continues with piano and sforzando dynamics, including a triplet in the right hand. The fifth system concludes with a fortissimo (*sf*) section, a decrescendo (*dim.*) and release (*ril.*) marking, and a return to the original tempo (*a tempo*).

The musical score consists of five systems, each with a treble and bass clef staff. The first system features a treble staff with eighth-note patterns and a bass staff with chords and fingerings (2, 5; 2, 5; 5; 3, 5). The second system includes a treble staff with eighth-note patterns and a bass staff with chords and fingerings (1, 5; 1, 5; 2, 4; 2, 5), with dynamics *p* and *più f*. The third system has a treble staff with eighth-note patterns and a bass staff with chords and fingerings (1, 5; 1, 5; 2, 1; 2), with a *dim.* marking. The fourth system features a treble staff with eighth-note patterns and a bass staff with chords and fingerings (1, 5; 2, 1; 3, 2, 1, 3, 2, 1; 3, 2, 1, 3), with dynamics *p* and *f*. The fifth system has a treble staff with eighth-note patterns and a bass staff with chords and fingerings (5; 5; 5), with a *dim.* marking.



Ж. ДЮВЕРНУА

2

Ж. ДЮВЕРНУА

**Allegro comodo**

*mf*

1 2 1 2 3 4 5

1 2 3 4 5

1 2

The musical score consists of five systems of staves, each with a treble and bass clef. The key signature is G major (one sharp). The time signature is 4/4. The notation includes various technical exercises:

- System 1:** Treble clef has a triplet of eighth notes (G4, A4, B4) followed by a quarter note (C5). Bass clef has a half note (G3) and a quarter note (B2).
- System 2:** Treble clef has a triplet of eighth notes (D5, E5, F5) followed by a quarter note (G5). Bass clef has a half note (C4) and a quarter note (E3).
- System 3:** Treble clef has a triplet of eighth notes (A5, B5, C6) followed by a quarter note (D6). Bass clef has a half note (F3) and a quarter note (A2).
- System 4:** Treble clef has a triplet of eighth notes (E6, F6, G6) followed by a quarter note (A6). Bass clef has a half note (D3) and a quarter note (F2).
- System 5:** Treble clef has a triplet of eighth notes (B6, C7, D7) followed by a quarter note (E7). Bass clef has a half note (A2) and a quarter note (D2).

Fingerings are indicated by numbers 1-5. A 'cresc.' marking appears in the final system.



Л. ШИТТЕ

3

Л. ШИТТЕ

**Allegro agitato**

The musical score is written for piano and consists of five systems of staves. The notation includes various musical symbols such as notes, rests, and dynamic markings like *ff* and *mf*. Fingering numbers (1-5) are placed above many notes. The key signature has one flat (B-flat). The exercise concludes with the word *Fine*.

The musical score is written for piano and consists of five systems of staves. The key signature is one flat (B-flat). The exercise features a variety of techniques, including scales, arpeggios, and chords. Fingerings are indicated by numbers 1-5 above the notes. The piece concludes with a *dim.* (diminuendo) marking and a final chord.

*rit.*

*p*

## Розділ V

## Арпеджіо

Л. ШИТТЕ

1

## Раздел V

## Арпеджио

Л. ШИТТЕ

**Allegro**

*mp leggiero*

The image displays a page of musical notation for a piano exercise, consisting of five systems of staves. Each system contains a treble staff and a bass staff, both in the key of D major (two sharps: F# and C#). The notation includes various musical elements such as notes, rests, and fingerings (indicated by numbers 1-5 above the notes). The exercise is marked with a piano (p) dynamic. The notation is complex, featuring many beamed notes and slurs, indicating a technically demanding piece. The page number 36 is visible at the bottom left.

*f*

*cresc*

Г. БЕРЕНС

2

Г. БЕРЕНС

**Vivace**

*mf*

The image displays five systems of musical notation for piano, each consisting of a treble and bass staff. The exercises are designed for technical development and include various musical elements:

- System 1:** The treble staff features a series of eighth-note patterns with fingerings (1, 2, 3, 4, 2, 1) and accents. The bass staff has a simple harmonic accompaniment with fingerings (5, 3, 1) and (5, 3, 2).
- System 2:** The treble staff continues with eighth-note patterns and fingerings (2, 3, 1, 2, 1, 3, 1, 2, 1, 3, 1). The bass staff includes a piano (*p*) dynamic marking and a slur over a half-note chord.
- System 3:** The treble staff shows eighth-note patterns with fingerings (2, 1, 2, 2, 1, 2, 2, 1, 2, 2, 1). The bass staff has a simple harmonic accompaniment with fingerings (1) and (1).
- System 4:** The treble staff features eighth-note patterns with fingerings (2, 2, 2, 2, 1, 3, 1, 3, 1). The bass staff includes a piano (*p*) dynamic marking and a slur over a half-note chord.
- System 5:** The treble staff shows eighth-note patterns with fingerings (3, 2, 2, 3, 2, 2, 3, 2, 3). The bass staff includes a piano (*p*) dynamic marking and a slur over a half-note chord.

The image displays four staves of piano exercises, each with a treble and bass clef staff. The exercises are as follows:

- Staff 1:** Features a melody in the treble staff with triplets and slurs, and a bass line with slurs. The instruction *cresc. possibile* is written in the first measure.
- Staff 2:** Features a melody in the treble staff with slurs and a bass line with slurs. The instruction *ff* is written in the first measure.
- Staff 3:** Features a melody in the treble staff with slurs and a bass line with slurs. The instruction *p* is written in the first measure.
- Staff 4:** Features a melody in the treble staff with slurs and a bass line with slurs. The instruction *cresc* is written in the first measure.



ff

f

К ЧЕРНИ

3

К ЧЕРНИ

Allegro

f

f

Red.

\* Red.

\* Red.

\* Red.

The image displays four staves of piano exercises, each with a treble and bass clef. The exercises are marked with various dynamics and technical instructions:

- Staff 1:** Treble clef features a scale-like passage starting with *sf* (sforzando) and *cresc* (crescendo). Fingering numbers (1-5) are indicated above the notes. The bass clef has a simple accompaniment of chords. A dashed line with the number 8 is above the staff.
- Staff 2:** Treble clef features a scale-like passage starting with *sf* and *dim* (diminuendo). Fingering numbers (1-5) are indicated above the notes. The bass clef has a simple accompaniment of chords. A dashed line with the number 8 is above the staff.
- Staff 3:** Treble clef features a scale-like passage starting with *f* (forte). Fingering numbers (1-5) are indicated above the notes. The bass clef has a simple accompaniment of chords. A dashed line with the number 8 is above the staff.
- Staff 4:** Treble clef features a scale-like passage. Fingering numbers (1-5) are indicated above the notes. The bass clef has a simple accompaniment of chords. A dashed line with the number 8 is above the staff.

Each staff includes a series of notes with fingering numbers (1-5) and dynamic markings (*sf*, *cresc*, *dim*, *f*). The exercises are designed to develop technical skills such as scale runs, arpeggios, and dynamic control.

The image displays a musical score for piano, consisting of five systems of exercises. Each system is written for a grand piano (treble and bass staves) and includes various technical challenges and dynamic markings.

- System 1:** Features a treble staff with a scale-like passage marked *ff* and a bass staff with a series of chords marked with asterisks. A dashed line with the number 8 indicates a repeat or measure count.
- System 2:** The treble staff contains a scale-like passage with a *dim* (diminuendo) marking. The bass staff has chords marked with asterisks. A dashed line with the number 8 is present.
- System 3:** The treble staff shows a series of chords marked with a *ff* dynamic. The bass staff has chords marked with asterisks. A dashed line with the number 2 is present.
- System 4:** The treble staff contains a scale-like passage. The bass staff has chords marked with asterisks.
- System 5:** The treble staff features a scale-like passage marked *sempre ff*. The bass staff has chords marked with asterisks.

К. ЧЕРНИ

4

К. ЧЕРНИ

*Allegretto moderato*

*p*

*Ped.* \*

*Ped.* \*

8—

*Ped.* \*

8—

*cresc*

*Ped.* \*

8

The musical score consists of five systems, each with a treble and bass staff. The key signature is one sharp (F#). The exercises are as follows:

- System 1:** Treble staff has a series of arpeggiated chords with fingerings 1, 2, 4, 1, 4, 1, 2, 4, 1, 4. Bass staff has a whole note chord (F#, C, G) and a half note chord (F#, C, G) with a 3-finger fingering. Dynamics: *sf*.
- System 2:** Treble staff has a series of arpeggiated chords with fingerings 1, 4, 1, 4, 1, 2, 1, 2, 3, 5. Bass staff has a whole note chord (F#, C, G) and a half note chord (F#, C, G) with a 5-finger fingering. Dynamics: *sf*.
- System 3:** Treble staff has a series of arpeggiated chords with fingerings 1, 2, 4, 1, 2, 4, 3, 5, 1, 4, 1, 4, 1, 3. Bass staff has a whole note chord (F#, C, G) and a half note chord (F#, C, G) with a 5-finger fingering. Dynamics: *p*.
- System 4:** Treble staff has a series of arpeggiated chords with fingerings 5, 4, 1, 1, 1, 4. Bass staff has a whole note chord (F#, C, G) and a half note chord (F#, C, G) with a 2-finger fingering. Dynamics: *p*.
- System 5:** Treble staff has a series of arpeggiated chords with fingerings 5, 4, 2, 1, 2, 1, 2, 4. Bass staff has a whole note chord (F#, C, G) and a half note chord (F#, C, G) with a 2-finger fingering. Dynamics: *p*.

The image displays five systems of musical notation for piano exercises, each consisting of a treble and bass staff. The exercises are written in G major (one sharp) and 4/4 time.

- System 1:** Treble staff features a melodic line with fingerings (5, 1, 2, 4, #, 1, 4, 1, 3, 1, 4, 1, 4, 5, 1) and a crescendo (*cresc*) marking. The bass staff has a whole note chord (F#2, C#3, G#4) and a repeat sign with a fermata.
- System 2:** Treble staff continues the melodic line with fingerings (2, 3, 5, 5, 4, 5, 4, 5, 3, 2, 3). The bass staff has a whole note chord (F#2, C#3, G#4) and a repeat sign with a fermata.
- System 3:** Treble staff features a melodic line with fingerings (1, 2, 4, 1, 4, 1, 2, 4, 1, 2, 3). The bass staff has a whole note chord (F#2, C#3, G#4) and a repeat sign with a fermata.
- System 4:** Treble staff features a melodic line with fingerings (1, 2, 4, 1, 4, 1, 4, 1, 4, 1, 4). The bass staff has a whole note chord (F#2, C#3, G#4) and a repeat sign with a fermata.
- System 5:** Treble staff features a melodic line with fingerings (5, 3, 4, 3, 4, 1, 3, 3). The bass staff has a whole note chord (F#2, C#3, G#4) and a repeat sign with a fermata.

Dynamics include *cresc*, *f*, *sf*, and *p*. The exercises are marked with repeat signs and fermatas.

## Розділ VI

## Раздел VI

Чергування та перекладання  
рукЧередование и перекладывание  
рук

## ПЕДАЛЬНИЙ ЕТЮД

## ПЕДАЛЬНЫЙ ЭТЮД

О. ГНЕСИНА

1

Е. ГНЕСИНА

**Allegretto**

The musical score is for a piano pedal exercise in D major (two sharps) and 2/4 time. It is marked 'Allegretto'. The piece consists of four systems of music. The first system begins with a piano (p) dynamic. The second system includes a mezzo-forte (mf) dynamic. The third system includes a piano (p) dynamic. The score features various fingerings, slurs, and accents. The key signature has two sharps (F# and C#).

Музыкальный фрагмент, состоящий из двух систем нот. Первая система содержит четыре такта с различными фигурами и динамикой. Вторая система также содержит четыре такта, включая марку 'rit.' (ritardando) и 'a tempo'. Ключевая подпись: два диэза (F# и C#).

Ф. БУРГМЮЛЛЕР

2

Ф. БУРГМЮЛЛЕР

**Allegro non troppo**

Музыкальный фрагмент, состоящий из двух систем нот. Первая система содержит четыре такта с различными фигурами и динамикой. Вторая система также содержит четыре такта, включая марку 'cresc.' (crescendo). Ключевая подпись: два диэза (F# и C#).



The image displays four systems of piano exercises, each consisting of a treble and bass staff. The exercises are designed for the 4th grade and focus on various technical skills.

- System 1:** Treble staff starts with a piano (*p*) dynamic and a crescendo (*cresc*) section. Fingerings are indicated above the notes. Bass staff has a single note with a fingering of 5.
- System 2:** Treble staff starts with a piano (*p dolce*) dynamic and a crescendo (*cresc*) section. Fingerings are indicated above the notes. Bass staff has a single note with a fingering of 5.
- System 3:** Treble staff starts with a piano (*p*) dynamic and a crescendo (*cresc*) section. Fingerings are indicated above the notes. Bass staff has a single note with a fingering of 5.
- System 4:** Treble staff starts with a piano (*p*) dynamic and a crescendo (*cresc*) section. Fingerings are indicated above the notes. Bass staff has a single note with a fingering of 5.

The image displays five systems of piano exercises, each consisting of a treble and bass staff. The exercises are designed for the 4th grade and focus on various technical skills.

- System 1:** Treble staff starts with a piano (*p*) dynamic and a crescendo (*cresc.*) marking. It features eighth-note patterns with fingerings 2, 2, 4, 2, 1. The bass staff has a whole note with an accent (\*).
- System 2:** Treble staff includes a *dolce* marking and a slur over a sequence of notes with fingerings 2, 1, 4, 4, 2, 1. The bass staff has a whole note with an accent (\*).
- System 3:** Treble staff starts with a piano (*p*) dynamic and a *simile* marking. It features eighth-note patterns with fingerings 2, 2, 2. The bass staff has a whole note with an accent (\*).
- System 4:** Treble staff features eighth-note patterns with fingerings 2, 2, 2. The bass staff has a whole note with an accent (\*).
- System 5:** Treble staff includes a crescendo (*cresc.*) marking and features eighth-note patterns with fingerings 4, 2, 1. The bass staff has a whole note with an accent (\*).

The image displays a musical score for the piece 'The Swan' (Le Cygne) by Camille Saint-Saëns. The score is written for piano (p) and celesta (celesta). The key signature is one sharp (F#), and the time signature is 3/4. The score is divided into three systems, each with a piano part on the left and a celesta part on the right.

**System 1:** The piano part begins with a treble clef and a key signature of one sharp. The melody is marked with a '2.' above the first measure. The celesta part is marked with a '2.' above the first measure. The piano part includes fingerings 5 3, 5 3, and 5. The celesta part includes fingerings 1, 5, 5, 4, and 2. The piano part is marked *dim.* and the celesta part is marked *p*.

**System 2:** The piano part continues with a treble clef and a key signature of one sharp. The melody is marked with a '3' above the first measure. The celesta part is marked with a '3' above the first measure. The piano part includes fingerings 4, 3, 2, and 3. The celesta part includes fingerings 5, 4, and 2. The piano part is marked *dim.* and the celesta part is marked *p*.

**System 3:** The piano part continues with a treble clef and a key signature of one sharp. The melody is marked with a '3' above the first measure. The celesta part is marked with a '3' above the first measure. The piano part includes fingerings 5, 3, 2, 1, and 5. The celesta part includes fingerings 5, 2, 1, 2, and 1. The piano part is marked *dim.* and the celesta part is marked *pp*. The system concludes with a *poco rit.* marking.

**П. ХАДЖИЕВ**

**3**

**П. ХАДЖИЕВ**

The musical score consists of five systems, each with a treble and bass staff joined by a brace. The key signature is one sharp (F#). The exercise includes various technical challenges such as rapid sixteenth-note passages, eighth-note runs, and dynamic contrasts. Fingerings are meticulously marked throughout. The notation includes dynamic markings like *poco a poco cresc.*, *cresc.*, *f*, *ff*, and *mf*. There are also some rests and accidentals, including a double sharp (F##) in the second system.

Розділ VII

Раздел VII

# Стаккато, акорди

# Стаккато, аккорды

Ф. БУРГМЮЛЛЕР

1

Ф. БУРГМЮЛЛЕР

The image displays a page of musical notation for a piano exercise, consisting of five systems of staves. The notation is written for a piano (piano) and includes various musical notations, dynamics, and fingerings.

- System 1:** The first system shows a treble clef staff with a key signature of two flats (B-flat and E-flat). The bass clef staff has a key signature of one flat (B-flat). The treble staff has a *cresc.* (crescendo) marking. The bass staff has a *sf* (sforzando) marking. Fingerings are indicated by numbers 1 through 5.
- System 2:** The second system continues the piece. The treble staff has a *pp* (pianissimo) marking. The bass staff has a *pp* marking. Fingerings are indicated by numbers 1 through 5.
- System 3:** The third system continues the piece. The treble staff has a *f* (forte) marking. The bass staff has a *f* marking. Fingerings are indicated by numbers 1 through 5.
- System 4:** The fourth system continues the piece. The treble staff has a *p* (piano) marking. The bass staff has a *p* marking. Fingerings are indicated by numbers 1 through 5.
- System 5:** The fifth system continues the piece. The treble staff has a *p* marking. The bass staff has a *p* marking. Fingerings are indicated by numbers 1 through 5.

The musical score consists of five systems of exercises for piano, written in G major (one sharp) and 4/4 time. The exercises are as follows:

- System 1:** Treble clef has a series of chords. Bass clef has a descending eighth-note scale. Dynamics: *f* (forte) and *cresc. assai* (crescendo, very much).
- System 2:** Treble clef has chords with fingerings 5, 1, 4, 3, 2, 4. Bass clef has a steady eighth-note accompaniment. Dynamics: *sf* (sforzando) and *pp* (pianissimo).
- System 3:** Treble clef has a melodic line with a slur and fingerings 4, 5. Bass clef has a steady eighth-note accompaniment.
- System 4:** Treble clef has chords with fingerings 5, 1, 3, 4, 5, 1, 4, 3, 1. Bass clef has a steady eighth-note accompaniment. Dynamics: *dim. e poco rit.* (diminuendo and a little ritardando).
- System 5:** Treble clef has a melodic line with fingerings 4, 1, 3, 1. Bass clef has a steady eighth-note accompaniment. Dynamics: *pp* (pianissimo).

К. ЧЕРНИ

2

К. ЧЕРНИ

**Allegro**

*mf*

*sf*

*mf*

*cresc.*

*f*



The image displays a page of musical notation for a piano exercise, consisting of five systems of staves. The notation includes various musical elements such as chords, scales, and dynamic markings.

- System 1:** The right hand plays a series of chords, with a fingering of 4, 3, 1 indicated above the first measure. The left hand plays a series of chords, with a fingering of 4, 5 indicated below the first measure. The system concludes with a scale in the right hand, with a fingering of 5, 1, 3, 2, 4 indicated below the notes.
- System 2:** The right hand plays a series of chords, with a dynamic marking of *sf* (sforzando) below the first measure. The left hand plays a series of chords, with a dynamic marking of *sf* below the first measure. The system concludes with a scale in the right hand, with a fingering of 5, 2, 3, 1 indicated below the notes.
- System 3:** The right hand plays a series of chords, with a dynamic marking of *cresc.* (crescendo) below the first measure. The left hand plays a series of chords, with a dynamic marking of *cresc.* below the first measure. The system concludes with a scale in the right hand, with a fingering of 3, 2, 1 indicated below the notes.
- System 4:** The right hand plays a series of chords, with a dynamic marking of *ff* (fortissimo) below the first measure. The left hand plays a series of chords, with a dynamic marking of *ff* below the first measure. The system concludes with a scale in the right hand, with a fingering of 4, 2, 1, 3 indicated below the notes.
- System 5:** The right hand plays a series of chords, with a dynamic marking of *ff* below the first measure. The left hand plays a series of chords, with a dynamic marking of *ff* below the first measure. The system concludes with a scale in the right hand, with a fingering of 5, 1, 4, 1, 4, 1, 2, 3, 1 indicated below the notes.

А. ЛЕМУАН

3

А. ЛЕМУАН

**Allegretto**

*p ben staccato ma leggermente ten.*

*cresc.*

*f ten.*

*ff*

*f ben sostenuto*

The image displays a page of musical notation for a piano exercise, consisting of five systems of staves. The notation includes various musical symbols such as notes, rests, and dynamic markings. The first system shows a treble and bass staff with notes and rests, and a bass staff with notes and rests. The second system shows a treble and bass staff with notes and rests, and a bass staff with notes and rests. The third system shows a treble and bass staff with notes and rests, and a bass staff with notes and rests. The fourth system shows a treble and bass staff with notes and rests, and a bass staff with notes and rests. The fifth system shows a treble and bass staff with notes and rests, and a bass staff with notes and rests. The notation includes various musical symbols such as notes, rests, and dynamic markings like *p*, *ten.*, and *cresc.*

5 2 3 4

*f* *ten.* *ten.* *ff*

3 5 4 1 3 1 3 4

В. КЛИН

4

В. КЛИН

**Allegretto**

*mp staccato* *rit.* *a tempo* *p* *mf*

# ТОККАТИНА

Этюд

Д. КАБАЛЕВСКИЙ

# ТОККАТИНА

Этюд

Д. КАБАЛЕВСКИЙ

5

**Allegretto**

The musical score is divided into five systems, each with a treble and bass staff. The notation includes chords, arpeggios, and various dynamic markings. Fingering numbers are indicated for many notes.

- System 1:** Treble staff has chords. Bass staff has a long note with a slur. Dynamics: *dim.*, *p*. Fingering: 2, 2, 3.
- System 2:** Treble staff has chords. Bass staff has a long note with a slur. Dynamics: *cresc.*, *f*. Fingering: 1, 3, 2.
- System 3:** Treble staff has chords. Bass staff has a long note with a slur. Fingering: 2, 1, 2, 3, 2.
- System 4:** Treble staff has chords. Bass staff has a long note with a slur. Fingering: 3, 2, 3, 1, 2, 1, 2.
- System 5:** Treble staff has chords. Bass staff has a long note with a slur. Dynamics: *dim.*. Fingering: 2, 5.

Three systems of piano exercises for the left hand, focusing on double notes. The first system starts with a piano (*p*) dynamic and includes a triplet of eighth notes. The second system includes a piano (*p*) dynamic and a decrescendo (*dim*) marking. The third system includes a pianissimo (*pp*) dynamic. Fingerings are indicated by numbers 1-5.

*Розділ VIII*

**Подвійні ноти**

Л. ШИТТЕ

1

*Раздел VIII*

**Двойные ноты**

Л. ШИТТЕ

A system of piano exercises for the right hand, marked *Moderato*. The music features double notes and includes detailed fingerings (1-5) for each note. The dynamic is piano (*p*).

The image displays a page of musical notation for a piano exercise, consisting of five systems of staves. Each system contains a treble staff and a bass staff, both in the key of one sharp (F#). The notation includes various musical elements such as notes, rests, and fingerings, indicating a technical exercise for the piano.

The first system shows a treble staff with a melodic line and a bass staff with a harmonic accompaniment. The second system introduces a *mf* (mezzo-forte) dynamic marking. The third system continues the melodic and harmonic development. The fourth system features a more complex melodic line in the treble staff. The fifth system concludes the exercise with a final melodic phrase in the treble staff and a sustained harmonic accompaniment in the bass staff.



А. ЛЕМУАН

2

Л. ЛЕМУАН

**Andantino**

The musical score is written for piano and consists of five systems of staves. The key signature is one sharp (F#), and the time signature is 4/4. The notation includes various musical symbols such as notes, rests, and dynamic markings like *f* (forte) and *p* (piano). The piece concludes with a *Fine* marking.

System 1: The first system shows a melodic line in the right hand and a supporting bass line in the left hand. The right hand features a series of eighth notes and a final triplet. The left hand has a steady eighth-note accompaniment. The system ends with a *Fine* marking.

System 2: The second system continues the melodic and bass lines. The right hand has a triplet of eighth notes. The left hand has a steady eighth-note accompaniment. The system ends with a *Fine* marking.

System 3: The third system continues the melodic and bass lines. The right hand has a triplet of eighth notes. The left hand has a steady eighth-note accompaniment. The system ends with a *Fine* marking.

System 4: The fourth system continues the melodic and bass lines. The right hand has a triplet of eighth notes. The left hand has a steady eighth-note accompaniment. The system ends with a *Fine* marking.

System 5: The fifth system continues the melodic and bass lines. The right hand has a triplet of eighth notes. The left hand has a steady eighth-note accompaniment. The system ends with a *Fine* marking.

Музыкальный фрагмент, состоящий из двух систем по четыре такта. В первой системе используются триоллы и фортиссимо (*f*). Во второй системе — пианиссимо (*p*), *rit.* и *cresc.* (с crescendo).

К. ЧЕРНИ

3

К. ЧЕРНИ

**Allegretto**

Музыкальный фрагмент, состоящий из двух систем по четыре такта. Темп *Allegretto*. В первой системе используется пианиссимо (*p*) и триоллы. Во второй системе — различные фактуры и связки.

[illegible]

# ВІЧНИЙ РУХ

Етюд

Б. БАРТОК

# ВЕЧНОЕ ДВИЖЕНИЕ

Этюд

Б. БАРТОК

4

**Allegro molto**

The image displays five systems of piano exercises, each consisting of a treble and bass staff. The exercises are designed for the 4th grade and focus on various technical skills.

- System 1:** Features a sequence of chords and scales in both hands. The bass staff has a double bar line in the middle.
- System 2:** Includes fingering numbers (1, 2, 3, 4, 5) and the word *simile* at the end of the bass staff.
- System 3:** Continues the sequence of chords and scales.
- System 4:** Features a sequence of chords and scales in both hands.
- System 5:** Includes a double bar line in the middle of the bass staff.



*Розділ IX*

**Поеднання різних  
технічних завдань**

Г. БЕРЕНС

1

*Раздел IX*

**Сочетание различных  
технических задач**

Г. БЕРЕНС



[illegible]



Three systems of piano exercises for the right hand. The first system includes a *decresc.* marking. The second system includes a *p* (piano) marking and a *cresc.* (crescendo) marking. The third system features complex fingering and slurs.

А. ЛЕМУАН

2

А. ЛЕМУАН

**Moderato**  
 6/8  
*f legato e sostenuto*  
*ten.*  
*f*

The image displays five systems of musical notation for piano, each consisting of a treble and bass staff. The exercises are marked with various technical instructions and fingerings:

- System 1:** Treble staff has fingerings 2 1, 3 1, 4 2. Bass staff has fingerings 5 3, 3, 3, 3. Markings include *ten.*, *f*, and accents.
- System 2:** Treble staff has fingerings 1, 1, 1, 3. Bass staff has fingerings 5 3, 3, 1 3, 3. Markings include *ten.*, *f*, and accents.
- System 3:** Treble staff has fingerings 2 1, 3 2, 4 1, 3 2, 1. Bass staff has fingerings 5 3, 3, 1 3, 3. Markings include *ten.*, *f*, and accents.
- System 4:** Treble staff has fingerings 2 1, 3 1, 4 2. Bass staff has fingerings 5 3, 3, 3, 3. Markings include *ten.*, *f*, and accents.
- System 5:** Treble staff has fingerings 2 1, 3 2, 4 1, 3 2, 1. Bass staff has fingerings 5 3, 3, 1 3, 3. Markings include *ten.*, *f*, and accents.

The musical score consists of five systems of exercises for piano, each with a treble and bass staff. The exercises are marked with various dynamics and technical instructions:

- System 1:** Treble staff starts with *ten.* and *f*. Bass staff has *f*. A bracketed section in the bass staff is marked *poco rit. e dim.*. Fingerings are indicated by numbers 1-5.
- System 2:** Treble staff has a *p* marking. Bass staff has *Fine*. Fingerings are indicated by numbers 1-5.
- System 3:** Treble staff has *f* and *p* markings. Bass staff has *f* and *p ten*. Fingerings are indicated by numbers 1-5.
- System 4:** Treble staff has *f* and *p* markings. Bass staff has *f* and *p*. Fingerings are indicated by numbers 1-5.
- System 5:** Treble staff has *cresc.* and *f* markings. Bass staff has *f*. Fingerings are indicated by numbers 1-5.

К. ЧЕРНИ

3

К. ЧЕРНИ

**Allegro**

The image displays five systems of musical notation for piano exercises, each consisting of a grand staff (treble and bass clefs). The exercises are characterized by complex fingerings, often indicated by numbers 1-5 above or below notes, and various musical markings.

- System 1:** Features a melody in the treble clef and a bass line in the bass clef. Fingerings are indicated for both hands. Dynamics include *dim.* (diminuendo) and *ped.* (pedal). There are asterisks (\*) marking specific measures.
- System 2:** Continues the exercise with similar fingerings and dynamics. A *f* (forte) dynamic is present in the first measure of the second system.
- System 3:** Includes a *cresc.* (crescendo) marking in the bass line. The melody in the treble clef shows a sequence of notes with specific fingerings.
- System 4:** Features a *ff* (fortissimo) dynamic in the first measure of the treble clef. The bass line has a *sf* (sforzando) marking. The system ends with a *sf* marking in the bass line.
- System 5:** The final system on the page, showing a continuation of the exercise with various fingerings and dynamics, including *sf* and *ped.*

Г. БЕРЕНС

4

Г. БЕРЕНС

**Vivace**

*p*


*ff*

*ff*

The musical score is written for piano and consists of five systems of staves. Each system contains four measures of music. The notation includes various musical symbols such as treble and bass clefs, key signatures (one sharp), time signatures (3/4 and 4/4), and dynamic markings (f, p, dim., cresc.). It also features technical markings like fingerings (1-5), slurs, and articulation marks. The exercise is divided into five systems, each with four measures. The first system starts with a treble clef and a 3/4 time signature, followed by a key signature change to one sharp. The second system has a 4/4 time signature. The third system has a 3/4 time signature. The fourth system has a 4/4 time signature. The fifth system has a 3/4 time signature. The exercise concludes with a final measure in the fifth system.

The musical score is written for piano and consists of five systems of staves. The notation includes various musical symbols such as treble and bass clefs, time signatures, dynamic markings (*sf*, *p*, *pp*), and complex fingering and articulation markings (trills, slurs, accents). The exercise is in 4/4 time and features a variety of technical challenges including triplets, sixteenth-note runs, and slurs.





А. ХАЧАТУРЯН

5

А. ХАЧАТУРЯН

**Allegro moderato**

*p marcato*

The image displays five systems of musical notation for piano exercises, each consisting of a grand staff (treble and bass clefs). The notation includes various musical symbols, dynamics, and performance instructions.

- System 1:** Features a key signature of one flat (B-flat). The first two measures are marked *sf* (sforzando) and include fingerings 2, 3, 1. The third measure is marked *sf* and includes fingerings 2, 3, 1. The fourth measure is marked *sf* and includes fingerings 1, 4, 1. The system concludes with a double bar line and a star symbol.
- System 2:** Features a key signature of one flat. The first two measures are marked *mf cresc.* (mezzo-forte crescendo) and include fingerings 2, 3, 2, 4. The third measure is marked *mf cresc.* and includes fingerings 3, 1, 3. The system concludes with a double bar line and a star symbol.
- System 3:** Features a key signature of one flat. The first two measures are marked *f* (forte) and include fingerings 1, 3, 2. The third measure is marked *f* and includes fingerings 4, 2. The fourth measure is marked *poco rit.* (poco ritardando) and includes fingerings 3, 2, 1, 2. The fifth measure is marked *a tempo* and includes fingerings 3, 2, 4. The system concludes with a double bar line and a star symbol.
- System 4:** Features a key signature of one flat. The first two measures are marked *f* and include fingerings 1, 3, 2. The third measure is marked *f* and includes fingerings 4, 2. The fourth measure is marked *p* (piano) and includes fingerings 3, 2, 4. The system concludes with a double bar line and a star symbol.
- System 5:** Features a key signature of one flat. The first two measures are marked *f* and include fingerings 1, 3, 2. The third measure is marked *f* and includes fingerings 4, 2. The fourth measure is marked *p* and includes fingerings 3, 2, 4. The system concludes with a double bar line and a star symbol.

The musical score is divided into five systems, each with a treble and bass staff. The first system features a treble staff with a triplet of eighth notes (fingering 3, 2, 3) and a bass staff with a triplet of eighth notes (fingering 3, 2, 3). The second system has a treble staff with a series of eighth notes and a bass staff with a series of eighth notes. The third system includes a 'cresc' marking and a 'ff' marking. The fourth system has a 'ff' marking and a 'cresc' marking. The fifth system has a 'ff' marking and a 'cresc' marking. The score includes various musical notations such as notes, rests, and fingerings.

The musical score consists of five systems, each with a grand staff (treble and bass clef).  
 System 1: Treble staff has chords and single notes with 'acc.' and 'f' markings. Bass staff has a continuous eighth-note pattern.  
 System 2: Treble staff has a descending scale with fingerings 3, 2, 3, 1. Bass staff has a continuous eighth-note pattern.  
 System 3: Treble staff has a scale with fingerings 2, 1, 4, 1 and a crescendo hairpin. Bass staff has a continuous eighth-note pattern.  
 System 4: Treble staff has a series of chords with a 'simile' marking. Bass staff has a continuous eighth-note pattern.  
 System 5: Treble staff has a series of chords. Bass staff has a continuous eighth-note pattern.

The musical score consists of five systems of staves. The first system has two staves with a treble and bass clef. The second system has two staves with a treble and bass clef, featuring dynamic markings *sf* and *sf cresc*. The third system has two staves with a bass clef, featuring dynamic marking *ff*. The fourth system has two staves with a bass clef, featuring dynamic marking *ff*. The fifth system has two staves with a treble and bass clef, featuring dynamic marking *ff*. The score includes various musical notations such as notes, rests, accidentals, and fingerings.

А. ШУСЕР

6

А. ШУСЕР

*Allegro ma non troppo*

The musical score is written for piano in 2/4 time. It consists of four systems, each with a treble and bass staff. The tempo is marked 'Allegro ma non troppo'. The key signature has one sharp (F#). The score includes various technical exercises such as scales, arpeggios, and chords, with fingerings and dynamics (f) indicated. The first system starts with a forte (f) dynamic and a scale in the bass staff. The second system continues the scale in the treble staff. The third system features a scale in the bass staff and a chord exercise in the treble staff. The fourth system continues the scale in the treble staff and a chord exercise in the bass staff.

The image displays a page of musical notation for a piano exercise, consisting of five systems of staves. The notation includes various musical symbols such as notes, rests, accidentals, and dynamic markings like 'f' and 'mf'. Fingerings are indicated by numbers 1-5 above or below notes. The exercise is in 4/4 time and features a variety of melodic and harmonic patterns.

**З М І С Т****РОЗДІЛ I****Позиційні послідовності**

1 <i>О Гнесина</i> Дзига Етюд	3
2 <i>А Лемуан</i> Етюд, тв 37 № 46	4
3 <i>К Черни *</i> Етюд № 1	6
4 <i>А Бертини</i> Етюд, тв 29 № 8	7

**РОЗДІЛ II****Підкладання та перекладання пальців**

1 <i>Г Беренс</i> Етюд, тв 61 № 4	10
2 <i>Д Кабалевський</i> Етюд ля мінор, тв 27 № 3	13
3 <i>Л Ревуцький</i> Етюд фа мажор	14
4 <i>К Черни *</i> Етюд № 7	17

**РОЗДІЛ III****Трелі**

1 <i>Ф Лекуппе</i> Етюд, тв 20 № 11	19
2 <i>Г Беренс</i> Етюд, тв 88 № 5	22
3 <i>О Гедике</i> Марево Етюд	24

**РОЗДІЛ IV****Репетиції**

1 <i>Ф Лекуппе</i> Етюд, тв 20 № 7	27
2 <i>Ж Дювернуа</i> Етюд, тв 176 № 20	30
3 <i>Л. Шитте</i> Етюд, тв 68 № 15	32

**РОЗДІЛ V****Арпеджіо**

1 <i>Л Шитте</i> Етюд, тв 68 № 7	35
2 <i>Г Беренс</i> Етюд, тв 88 № 11	37
3 <i>К Черни *</i> Етюд № 11	40
4 <i>К Черни *</i> Етюд № 17	43

**РОЗДІЛ VI****Чергування та перекладання рук**

1 <i>О Гнесина</i> Педальний етюд (Вибрані дитячі п'єси)	46
2 <i>Ф Бургмюллер</i> Етюд, тв 100 № 24	47
3 <i>П Хаджиев</i> Етюд ре мажор	50

\* К Черни Избранные фортепианные этюды, часть II, под редакцией Г Гермера М, «Музыка», 1981

**СОДЕРЖАНИЕ****РАЗДЕЛ I****Позиционные последовательности**

1 <i>Е Гнесина</i> Волчок Этюд	3
2 <i>А Лемуан</i> Этюд, соч 37 № 46	4
3 <i>К Черни *</i> Этюд № 1	6
4 <i>А Бертини</i> Этюд, соч 29 № 8	7

**РАЗДЕЛ II****Подкладывание и перекладывание пальцев**

1 <i>Г Беренс</i> Этюд, соч 61 № 4	10
2 <i>Д Кабалевский</i> Этюд ля минор, соч 27 № 3	13
3 <i>Л Ревуцкий</i> Этюд фа мажор	14
4 <i>К Черни *</i> Этюд № 7	17

**РАЗДЕЛ III****Трели**

1 <i>Ф Лекуппе</i> Этюд, соч 20 № 11	19
2 <i>Г Беренс</i> Этюд, соч 88 № 5	22
3 <i>А Гедике</i> Мираж Этюд	24

**РАЗДЕЛ IV****Репетиции**

1 <i>Ф Лекуппе</i> Этюд, соч 20 № 7	27
2 <i>Ж Дювернуа</i> Этюд, соч 176 № 20	30
3 <i>Л Шитте</i> Этюд, соч 68 № 15	32

**РАЗДЕЛ V****Арпеджио**

1 <i>Л Шитте</i> Этюд, соч 68 № 7	35
2 <i>Г Беренс</i> Этюд, соч 88 № 11	37
3 <i>К Черни *</i> Этюд № 11	40
4 <i>К Черни *</i> Этюд № 17	43

**РАЗДЕЛ VI****Чередование и перекладывание рук**

1 <i>Е Гнесина</i> Педальный этюд (Избранные детские пьесы)	46
2 <i>Ф Бургмюллер</i> Этюд, соч 100 № 24	47
3 <i>П Хаджиев</i> Этюд ре мажор	50

\* К Черни Избранные фортепианные этюды, часть II, под редакцией Г Гермера М, «Музыка», 1981.



**РОЗДІЛ VII****Стаккато, акорди**

1. <i>Ф. Бургмюллер.</i> Етюд, тв. 100 № 23	52
2. <i>К. Черні.</i> Етюд, тв. 849 № 28	55
3. <i>А. Лемуан.</i> Етюд, тв. 37' № 28	57
4. <i>В. Клин.</i> Етюд	59
5. <i>Д. Кабалевський.</i> Токката. Етюд, тв. 27 № 9	60

**РОЗДІЛ VIII****Подвійні ноти**

1. <i>Л. Шитте.</i> Етюд, тв. 68 № 13	62
2. <i>А. Лемуан.</i> Етюд, тв. 37 № 42	64
3. <i>К. Черні*.</i> Етюд № 15	66
4. <i>Б. Барток.</i> Вічний рух. Етюд	68

**РОЗДІЛ IX****Поєднання різних технічних завдань**

1. <i>Г. Беренс.</i> Етюд, тв. 61 № 1	70
2. <i>А. Лемуан.</i> Етюд, тв. 37 № 37	72
3. <i>К. Черні*.</i> Етюд № 12	75
4. <i>Г. Беренс.</i> Етюд, тв. 88 № 20	77
5. <i>А. Хачатурян.</i> Етюд до мінор	80
6. <i>А. Шусер.</i> Етюд до мажор	85

**РАЗДЕЛ VII****Стаккато, аккорды**

1. <i>Ф. Бургмюллер.</i> Этюд, соч. 100 № 23	52
2. <i>К. Черни.</i> Этюд, соч. 849 № 28	55
3. <i>А. Лемуан.</i> Этюд, соч. 37 № 28	57
4. <i>В. Клин.</i> Этюд	59
5. <i>Д. Кабалевский.</i> Токката. Этюд, соч. 27 № 9	60

**РАЗДЕЛ VIII****Двойные ноты**

1. <i>Л. Шитте.</i> Этюд, соч. 68 № 13	62
2. <i>А. Лемуан.</i> Этюд, соч. 37 № 42	64
3. <i>К. Черни*.</i> Этюд № 15	66
4. <i>Б. Барток.</i> Вечное движение. Этюд	68

**РАЗДЕЛ IX****Сочетание различных технических задач**

1. <i>Г. Беренс.</i> Этюд, соч. 61' № 1	70
2. <i>А. Лемуан.</i> Этюд, соч. 37 № 37	72
3. <i>К. Черни*.</i> Этюд № 12	75
4. <i>Г. Беренс.</i> Этюд, соч. 88 № 20	77
5. <i>А. Хачатурян.</i> Этюд до минор	80
6. <i>А. Шусер.</i> Этюд до мажор	85